

QUARTERLY SUMMARY OF RADIO LISTENING



SURVEY PERIOD ENDING
15th December 2024

PART 1 - UNITED KINGDOM
(INCLUDING CHANNEL ISLANDS AND ISLE OF MAN)



ADULTS AGED 15 AND OVER:
POPULATION 57,640,000



Embargoed
until 00.01 am
6th Feb 2025


| | Survey Period | Weekly Reach '000 | Weekly Reach % | Average Hours per head | Average Hours per listener | Total Hours '000 | Share in TSA % |
|---|---------------|-------------------|----------------|------------------------|----------------------------|------------------|----------------|
| All Radio | Q | 50272 | 87 | 17.9 | 20.6 | 1033110 | 100.0 |
| All BBC Radio | Q | 31690 | 55 | 7.9 | 14.4 | 456363 | 44.2 |
| All BBC Radio 15-44 | Q | 12009 | 45 | 3.8 | 8.5 | 102060 | 31.7 |
| All BBC Radio 45+ | Q | 19681 | 64 | 11.5 | 18.0 | 354303 | 49.8 |
| All BBC Network Radio ¹ | Q | 29089 | 50 | 7.1 | 14.1 | 408797 | 39.6 |
| BBC Local Radio | Q | 7151 | 12 | 0.8 | 6.7 | 47565 | 4.6 |
| All Commercial Radio | Q | 39934 | 69 | 9.7 | 13.9 | 556477 | 53.9 |
| All Commercial Radio 15-44 | Q | 18776 | 70 | 7.8 | 11.2 | 210951 | 65.6 |
| All Commercial Radio 45+ | Q | 21158 | 69 | 11.2 | 16.3 | 345526 | 48.6 |
| All National Commercial ¹ | Q | 28679 | 50 | 4.8 | 9.6 | 275328 | 26.7 |
| All Local Commercial Radio (National TSA) | Q | 27434 | 48 | 4.9 | 10.2 | 281149 | 27.2 |
| Other Radio | Q | 5661 | 10 | 0.4 | 3.6 | 20269 | 2.0 |

(1) See note on back cover.
For survey periods and other definitions please see back cover.
Please note that the information contained within this quarterly data release has yet to be announced or otherwise made public and as such could constitute relevant information for the purposes of section 118 of FSMA and non-public price sensitive information for the purposes of the Criminal Justice Act 1993. Failure to comply with this embargo could result in prosecution.

Source: "RAJAR/Ipsos/RSMB."

QUARTERLY SUMMARY OF RADIO LISTENING

 SURVEY PERIOD ENDING **15th December 2024** **PART 2 - NATIONAL SERVICES**

 **Embargoed**
until 00.01 am
6th Feb 2025


| | Survey Period | Adults (15+) Pop'n '000 | Weekly Reach '000 | Weekly Reach % | Average Hours per head | Average Hours per listener | Total Hours '000 | Share in TSA % |
|--------------------------------------|---------------|-------------------------|-------------------|----------------|------------------------|----------------------------|------------------|----------------|
| All BBC Network Radio ¹ | Q | 57640 | 29089 | 50 | 7.1 | 14.1 | 408797 | 39.6 |
| BBC Radio 1 | Q | 57640 | 7537 | 13 | 0.9 | 6.8 | 50913 | 4.9 |
| BBC Radio 1Xtra | H | 57640 | 811 | 1 | 0.1 | 4.9 | 3939 | 0.4 |
| BBC Radio 2 | Q | 57640 | 13645 | 24 | 2.6 | 10.8 | 147991 | 14.3 |
| BBC Radio 3 | Q | 57640 | 1952 | 3 | 0.3 | 7.5 | 14724 | 1.4 |
| BBC Radio 4 (including 4 Extra) | Q | 57640 | 9371 | 16 | 2.1 | 13.2 | 123669 | 12.0 |
| BBC Radio 4 | Q | 57640 | 9039 | 16 | 1.9 | 12.3 | 111387 | 10.8 |
| BBC Radio 4 Extra | Q | 57640 | 1477 | 3 | 0.2 | 8.3 | 12282 | 1.2 |
| BBC Radio 5 live (inc. sports extra) | Q | 57640 | 5693 | 10 | 0.6 | 5.9 | 33665 | 3.3 |
| BBC Radio 5 live | Q | 57640 | 5344 | 9 | 0.5 | 5.7 | 30612 | 3.0 |
| BBC Radio 5 Sports Extra | Q | 57640 | 1192 | 2 | 0.1 | 2.6 | 3053 | 0.3 |
| BBC 6 Music | Q | 57640 | 2776 | 5 | 0.4 | 9.3 | 25766 | 2.5 |
| BBC Asian Network UK | H | 57640 | 579 | 1 | 0.1 | 5.3 | 3095 | 0.3 |
| BBC World Service | Q | 57640 | 1184 | 2 | 0.1 | 4.2 | 5016 | 0.5 |
| All National Commercial ¹ | Q | 57640 | 28679 | 50 | 4.8 | 9.6 | 275328 | 26.7 |
| Absolute Radio Network ² | H | 57640 | 5611 | 10 | 0.7 | 6.7 | 37608 | 3.6 |
| Absolute Radio | Q | 57640 | 2140 | 4 | 0.2 | 6.6 | 14114 | 1.4 |
| Absolute Radio 60s | H | 57640 | 170 | * | * | 2.3 | 400 | * |
| Absolute Radio 70s | H | 57640 | 382 | 1 | * | 3.0 | 1137 | 0.1 |

Source: "RAJAR/Ipsos/RSMB."

(1-12) See note on back cover.

QUARTERLY SUMMARY OF RADIO LISTENING

 SURVEY PERIOD ENDING **15th December 2024** **PART 2 - NATIONAL SERVICES**


 **Embargoed**
until 00.01 am
6th Feb 2025


| | Survey Period | Adults (15+) Pop'n '000 | Weekly Reach '000 | Weekly Reach % | Average Hours per head | Average Hours per listener | Total Hours '000 | Share in TSA % |
|-------------------------------------|---------------|-------------------------|-------------------|----------------|------------------------|----------------------------|------------------|----------------|
| Absolute 80s | Q | 57640 | 1575 | 3 | 0.1 | 4.8 | 7513 | 0.7 |
| Absolute Radio 90s | H | 57640 | 1028 | 2 | 0.1 | 3.4 | 3526 | 0.3 |
| Absolute Radio 00s | H | 57640 | 432 | 1 | * | 3.1 | 1346 | 0.1 |
| Absolute Radio 10s | H | 57640 | 265 | * | * | 1.6 | 413 | * |
| Absolute Classic Rock | H | 57640 | 828 | 1 | 0.1 | 6.0 | 4994 | 0.5 |
| Absolute Radio Country | H | 57640 | 610 | 1 | 0.1 | 4.8 | 2939 | 0.3 |
| Boom Radio | Q | 57640 | 706 | 1 | 0.1 | 10.7 | 7528 | 0.7 |
| Capital Brand (UK) ⁶ | H | 57640 | 9688 | 17 | 0.9 | 5.3 | 51444 | 4.9 |
| Capital Anthems | Q | 57640 | 440 | 1 | * | 2.0 | 882 | 0.1 |
| Capital Chill | Q | 57640 | 216 | * | * | 4.0 | 872 | 0.1 |
| Capital Dance | Q | 57640 | 1177 | 2 | 0.1 | 4.2 | 4904 | 0.5 |
| Capital Network (UK) ² | H | 57640 | 7445 | 13 | 0.7 | 5.0 | 37574 | 3.6 |
| Capital XTRA Brand UK ² | H | 57640 | 2097 | 4 | 0.1 | 3.6 | 7559 | 0.7 |
| Capital XTRA (UK) ² | H | 57640 | 1658 | 3 | 0.1 | 3.5 | 5728 | 0.6 |
| Capital XTRA Reloaded | Q | 57640 | 599 | 1 | * | 2.9 | 1728 | 0.2 |
| Classic FM Brand (UK) ¹³ | H | 57640 | 4568 | 8 | 0.6 | 7.9 | 35864 | 3.5 |
| Classic FM | H | 57640 | 4475 | 8 | 0.6 | 7.8 | 34768 | 3.3 |
| Classic FM Calm | Q | 57640 | 238 | * | * | 5.5 | 1303 | 0.1 |
| Classic FM Movies | Q | 57640 | 154 | * | * | 5.2 | 800 | 0.1 |

Source: "RAJAR/Ipsos/RSMB."

(1-12) See note on back cover.

QUARTERLY SUMMARY OF RADIO LISTENING

 SURVEY PERIOD ENDING **15th December 2024** **PART 2 - NATIONAL SERVICES**

 **Embargoed**
until 00.01 am
6th Feb 2025


| | Survey Period | Adults (15+) Pop'n '000 | Weekly Reach '000 | Weekly Reach % | Average Hours per head | Average Hours per listener | Total Hours '000 | Share in TSA % |
|---|---------------|-------------------------|-------------------|----------------|------------------------|----------------------------|------------------|----------------|
| GB News Radio | Q | 57640 | 468 | 1 | 0.1 | 7.4 | 3476 | 0.3 |
| Gold Radio Network (UK) ² | H | 57640 | 1729 | 3 | 0.2 | 6.3 | 10971 | 1.1 |
| Greatest Hits Network (exc Partners) ² | H | 57640 | 7595 | 13 | 1.1 | 8.6 | 65035 | 6.3 |
| Greatest Hits Radio 60s | Q | 57640 | 386 | 1 | * | 6.9 | 2661 | 0.3 |
| Greatest Hits Radio ² | H | 57640 | 7367 | 13 | 1.1 | 8.5 | 62351 | 6.0 |
| Heart Brand (UK) ⁹ | H | 57640 | 13298 | 23 | 1.4 | 6.1 | 81640 | 7.9 |
| Heart 70s | Q | 57640 | 770 | 1 | * | 3.6 | 2767 | 0.3 |
| Heart 80s | Q | 57640 | 1876 | 3 | 0.1 | 4.2 | 7849 | 0.8 |
| Heart 90s | Q | 57640 | 1076 | 2 | 0.1 | 3.0 | 3230 | 0.3 |
| Heart 00s | Q | 57640 | 1023 | 2 | 0.1 | 3.2 | 3297 | 0.3 |
| Heart 10s | Q | 57640 | 292 | 1 | * | 2.3 | 673 | 0.1 |
| Heart Dance | Q | 57640 | 1014 | 2 | 0.1 | 4.7 | 4815 | 0.5 |
| Heart Love | Q | 57640 | 201 | * | * | 2.3 | 462 | * |
| Heart Musicals | Q | 57640 | 134 | * | * | 1.9 | 252 | * |
| Heart Network (UK) ² | H | 57640 | 10058 | 17 | 1.0 | 5.8 | 58432 | 5.6 |
| Heat | H | 57640 | 614 | 1 | * | 3.4 | 2075 | 0.2 |
| Hits Radio Network (exc Partners) | H | 57640 | 7167 | 12 | 0.8 | 6.4 | 45609 | 4.4 |
| Hits Radio Chilled (was Magic Chilled) | H | 57640 | 385 | 1 | * | 2.5 | 975 | 0.1 |
| Hits Radio Pride | H | 57640 | 340 | 1 | * | 1.6 | 543 | 0.1 |

Source: "RAJAR/Ipsos/RSMB."

(1-12) See note on back cover.

QUARTERLY SUMMARY OF RADIO LISTENING

 SURVEY PERIOD ENDING **15th December 2024** **PART 2 - NATIONAL SERVICES**

 **Embargoed**
until 00.01 am
6th Feb 2025


| | Survey Period | Adults (15+) Pop'n '000 | Weekly Reach '000 | Weekly Reach % | Average Hours per head | Average Hours per listener | Total Hours '000 | Share in TSA % |
|---|---------------|-------------------------|-------------------|----------------|------------------------|----------------------------|------------------|----------------|
| Hits Radio Portfolio (exc Partners) ¹¹ | H | 57640 | 13287 | 23 | 1.9 | 8.3 | 110644 | 10.6 |
| Hits Radio ² | H | 57640 | 4683 | 8 | 0.4 | 5.0 | 23312 | 2.2 |
| Jazz FM | H | 57640 | 545 | 1 | * | 4.1 | 2241 | 0.2 |
| Kerrang! | H | 57640 | 473 | 1 | * | 5.1 | 2418 | 0.2 |
| KISS Network ⁵ | H | 57640 | 3762 | 7 | 0.3 | 4.2 | 15783 | 1.5 |
| Kiss Dance | Q | 57640 | 720 | 1 | * | 1.7 | 1202 | 0.1 |
| KISS Fresh | H | 57640 | 190 | * | * | 2.9 | 551 | 0.1 |
| Kisstory R&B | Q | 57640 | 530 | 1 | * | 3.5 | 1865 | 0.2 |
| KISSTORY | Q | 57640 | 2165 | 4 | 0.1 | 3.6 | 7898 | 0.8 |
| LBC Brand (UK) ² | H | 57640 | 3351 | 6 | 0.6 | 9.6 | 32099 | 3.1 |
| Magic Network ⁸ | H | 57640 | 3504 | 6 | 0.3 | 5.3 | 18567 | 1.8 |
| Magic at the Musicals | H | 57640 | 298 | 1 | * | 4.0 | 1193 | 0.1 |
| Magic Classical (was Scala Radio) | H | 57640 | 218 | * | * | 7.4 | 1617 | 0.2 |
| Magic Soul | H | 57640 | 640 | 1 | * | 3.1 | 1960 | 0.2 |
| Mellow Magic | H | 57640 | 435 | 1 | * | 4.2 | 1826 | 0.2 |
| Nation 80s | Q | 57640 | 505 | 1 | * | 1.2 | 593 | 0.1 |
| Planet Rock | Q | 57640 | 956 | 2 | 0.2 | 9.6 | 9165 | 0.9 |
| Smooth Brand (UK) ⁷ | H | 57640 | 7841 | 14 | 0.9 | 6.3 | 49171 | 4.7 |
| Smooth 70s | Q | 57640 | 317 | 1 | * | 2.6 | 816 | 0.1 |

Source: "RAJAR/Ipsos/RSMB."

(1-12) See note on back cover.

QUARTERLY SUMMARY OF RADIO LISTENING

 SURVEY PERIOD ENDING **15th December 2024** **PART 2 - NATIONAL SERVICES**

 **Embargoed**
until 00.01 am
6th Feb 2025

| | Survey Period | Adults (15+) Pop'n '000 | Weekly Reach '000 | Weekly Reach % | Average Hours per head | Average Hours per listener | Total Hours '000 | Share in TSA % |
|----------------------------------|---------------|-------------------------|-------------------|----------------|------------------------|----------------------------|------------------|----------------|
| Smooth 80s | Q | 57640 | 533 | 1 | * | 4.1 | 2164 | 0.2 |
| Smooth Chill | Q | 57640 | 435 | 1 | * | 4.1 | 1766 | 0.2 |
| Smooth Country | Q | 57640 | 368 | 1 | * | 3.9 | 1417 | 0.1 |
| Smooth Relax | Q | 57640 | 373 | 1 | * | 3.7 | 1382 | 0.1 |
| Smooth Soul | Q | 57640 | 206 | * | * | 2.8 | 571 | 0.1 |
| Smooth Radio Network (UK) | H | 57640 | 6573 | 11 | 0.7 | 6.4 | 41848 | 4.0 |
| Sunrise Radio National | Y | 57640 | 360 | 1 | * | 4.7 | 1699 | 0.2 |
| Talk (was TalkRadio) | H | 57640 | 504 | 1 | 0.1 | 10.3 | 5179 | 0.5 |
| talkSPORT Network ² | H | 57640 | 3589 | 6 | 0.4 | 5.9 | 21276 | 2.0 |
| talkSPORT | H | 57640 | 3253 | 6 | 0.3 | 6.2 | 20033 | 1.9 |
| talkSPORT2 | H | 57640 | 541 | 1 | * | 2.3 | 1243 | 0.1 |
| Times Radio | H | 57640 | 604 | 1 | 0.1 | 7.3 | 4429 | 0.4 |
| Virgin Radio Network | H | 57640 | 2235 | 4 | 0.2 | 4.7 | 10542 | 1.0 |
| Virgin Radio 80s Plus | H | 57640 | 279 | * | * | 1.1 | 313 | * |
| Virgin Radio | H | 57640 | 1430 | 2 | 0.1 | 5.6 | 8057 | 0.8 |
| Virgin Radio Anthems | H | 57640 | 468 | 1 | * | 3.1 | 1432 | 0.1 |
| Virgin Radio Chilled | H | 57640 | 355 | 1 | * | 2.1 | 740 | 0.1 |
| Radio X Brand (UK) ¹² | H | 57640 | 2430 | 4 | 0.3 | 7.4 | 18050 | 1.7 |
| Radio X 00s | Q | 57640 | 133 | * | * | 1.8 | 236 | * |

Source: "RAJAR/Ipsos/RSMB."

(1-12) See note on back cover.

QUARTERLY SUMMARY OF RADIO LISTENING



SURVEY PERIOD ENDING
15th December 2024

PART 2 - NATIONAL SERVICES



Embargoed
until 00.01 am
6th Feb 2025

| | Survey Period | Adults (15+) Pop'n '000 | Weekly Reach '000 | Weekly Reach % | Average Hours per head | Average Hours per listener | Total Hours '000 | Share in TSA % |
|-----------------------------------|---------------|-------------------------|-------------------|----------------|------------------------|----------------------------|------------------|----------------|
| Radio X 90s | Q | 57640 | 129 | * | * | 3.2 | 411 | * |
| Radio X Chilled | Q | 57640 | 129 | * | * | 2.1 | 271 | * |
| Radio X Classic Rock | Q | 57640 | 216 | * | * | 4.5 | 976 | 0.1 |
| Radio X Network (UK) ² | H | 57640 | 2124 | 4 | 0.3 | 7.8 | 16468 | 1.6 |

(1-12) See note on back cover.

Source. "RAJAR/Ipsos/RSMB."

QUARTERLY SUMMARY OF RADIO LISTENING



SURVEY PERIOD ENDING
15th December 2024

PART 3 - INDIVIDUAL BBC SERVICES



Embargoed
until 00.01 am
6th Feb 2025

| | Survey Period | Adults (15+) Pop'n '000 | Weekly Reach '000 | Weekly Reach % | Average Hours per head | Average Hours per listener | Total Hours '000 | Share in TSA % |
|--------------------------------------|---------------|-------------------------|-------------------|----------------|------------------------|----------------------------|------------------|----------------|
| BBC NETWORK RADIO | | | | | | | | |
| BBC Radio 1 | Q | 57640 | 7537 | 13 | 0.9 | 6.8 | 50913 | 4.9 |
| BBC Radio 1Xtra | H | 57640 | 811 | 1 | 0.1 | 4.9 | 3939 | 0.4 |
| BBC Radio 2 | Q | 57640 | 13645 | 24 | 2.6 | 10.8 | 147991 | 14.3 |
| BBC Radio 3 | Q | 57640 | 1952 | 3 | 0.3 | 7.5 | 14724 | 1.4 |
| BBC Radio 4 (including 4 Extra) | Q | 57640 | 9371 | 16 | 2.1 | 13.2 | 123669 | 12.0 |
| BBC Radio 4 | Q | 57640 | 9039 | 16 | 1.9 | 12.3 | 111387 | 10.8 |
| BBC Radio 4 Extra | Q | 57640 | 1477 | 3 | 0.2 | 8.3 | 12282 | 1.2 |
| BBC Radio 5 live (inc. sports extra) | Q | 57640 | 5693 | 10 | 0.6 | 5.9 | 33665 | 3.3 |
| BBC Radio 5 live | Q | 57640 | 5344 | 9 | 0.5 | 5.7 | 30612 | 3.0 |
| BBC Radio 5 Sports Extra | Q | 57640 | 1192 | 2 | 0.1 | 2.6 | 3053 | 0.3 |
| BBC 6 Music | Q | 57640 | 2776 | 5 | 0.4 | 9.3 | 25766 | 2.5 |
| BBC Asian Network UK | H | 57640 | 579 | 1 | 0.1 | 5.3 | 3095 | 0.3 |
| BBC World Service | Q | 57640 | 1184 | 2 | 0.1 | 4.2 | 5016 | 0.5 |
| NATIONAL REGIONAL | | | | | | | | |
| BBC Radio Scotland | H | 4676 | 745 | 16 | 0.9 | 5.5 | 4095 | 4.9 |
| BBC Radio Ulster ³ | H | 1568 | 454 | 29 | 3.6 | 12.3 | 5609 | 17.9 |
| BBC Radio Wales | H | 2684 | 362 | 13 | 1.1 | 8.4 | 3038 | 5.8 |
| BBC Radio Cymru ³ | H | 2684 | 120 | 4 | 0.4 | 8.5 | 1017 | 1.9 |

Source: "RAJAR/Ipsos/RSMB."

(1-12) See note on back cover.

QUARTERLY SUMMARY OF RADIO LISTENING



SURVEY PERIOD ENDING
15th December 2024

PART 3 - INDIVIDUAL BBC SERVICES



Embargoed
until 00.01 am
6th Feb 2025

| | Survey Period | Adults (15+) Pop'n '000 | Weekly Reach '000 | Weekly Reach % | Average Hours per head | Average Hours per listener | Total Hours '000 | Share in TSA % |
|----------------------------|---------------|-------------------------|-------------------|----------------|------------------------|----------------------------|------------------|----------------|
| LOCAL | | | | | | | | |
| BBC Local Radio in England | Q | 46332 | 4880 | 11 | 0.7 | 6.7 | 32634 | 4.0 |
| BBC Radio Berkshire | H | 731 | 34 | 5 | 1.0 | 20.9 | 705 | 6.0 |
| BBC Radio Bristol | H | 943 | 92 | 10 | 0.9 | 9.0 | 825 | 4.7 |
| BBC Radio Cambridgeshire | H | 879 | 76 | 9 | 0.7 | 8.1 | 614 | 3.7 |
| BBC Radio Cornwall | H | 503 | 101 | 20 | 3.2 | 15.8 | 1604 | 15.0 |
| BBC CWR | H | 671 | 61 | 9 | 1.3 | 14.0 | 861 | 7.6 |
| BBC Radio Cumbria | H | 432 | 71 | 17 | 1.4 | 8.8 | 626 | 7.3 |
| BBC Radio Derby | H | 701 | 104 | 15 | 1.8 | 11.9 | 1232 | 9.5 |
| BBC Radio Devon | H | 1077 | 124 | 12 | 1.0 | 8.6 | 1065 | 5.1 |
| BBC Essex | H | 1365 | 140 | 10 | 0.9 | 9.0 | 1259 | 5.3 |
| BBC Radio Gloucestershire | H | 554 | 53 | 10 | 0.8 | 8.0 | 425 | 3.4 |
| BBC Hereford & Worcester | H | 549 | 68 | 12 | 0.9 | 7.3 | 498 | 4.7 |
| BBC Radio Humberside | H | 765 | 108 | 14 | 0.4 | 3.1 | 341 | 2.3 |
| BBC Radio Kent | H | 1796 | 129 | 7 | 0.3 | 3.5 | 455 | 1.2 |
| BBC Radio Lancashire | H | 1281 | 172 | 13 | 0.8 | 6.2 | 1059 | 4.3 |
| BBC Radio Leeds | H | 1790 | 178 | 10 | 0.4 | 4.2 | 758 | 2.6 |
| BBC Radio Leicester | H | 905 | 101 | 11 | 0.7 | 6.3 | 639 | 4.5 |
| BBC Radio Lincolnshire | H | 563 | 66 | 12 | 0.7 | 5.8 | 384 | 3.1 |

Source: "RAJAR/Ipsos/RSMB."

(1-12) See note on back cover.

QUARTERLY SUMMARY OF RADIO LISTENING



SURVEY PERIOD ENDING
15th December 2024

PART 3 - INDIVIDUAL BBC SERVICES



Embargoed
until 00.01 am
6th Feb 2025

| | Survey Period | Adults (15+) Pop'n '000 | Weekly Reach '000 | Weekly Reach % | Average Hours per head | Average Hours per listener | Total Hours '000 | Share in TSA % |
|---------------------------------------|---------------|-------------------------|-------------------|----------------|------------------------|----------------------------|------------------|----------------|
| BBC Radio London | Q | 12783 | 491 | 4 | 0.2 | 4.0 | 1949 | 1.0 |
| BBC Radio Manchester | H | 2325 | 154 | 7 | 0.4 | 5.4 | 830 | 2.1 |
| BBC Radio Merseyside | H | 1693 | 167 | 10 | 0.7 | 6.8 | 1146 | 3.6 |
| BBC Radio Newcastle | H | 1518 | 215 | 14 | 0.9 | 6.7 | 1437 | 5.0 |
| BBC Radio Norfolk | H | 938 | 130 | 14 | 1.3 | 9.4 | 1223 | 6.5 |
| BBC Radio Northampton | H | 551 | 60 | 11 | 1.2 | 10.6 | 638 | 6.3 |
| BBC Radio Nottingham | H | 962 | 138 | 14 | 0.9 | 6.2 | 857 | 5.3 |
| BBC Radio Oxford | H | 592 | 75 | 13 | 0.6 | 4.8 | 357 | 3.4 |
| BBC Radio Sheffield | H | 1361 | 158 | 12 | 0.6 | 5.3 | 832 | 3.4 |
| BBC Radio Shropshire | H | 442 | 80 | 18 | 1.5 | 8.2 | 656 | 7.8 |
| Total BBC Radio Solent | Y | 1929 | 188 | 10 | 0.8 | 8.7 | 1632 | 4.0 |
| BBC Radio Somerset | H | 473 | 58 | 12 | 0.7 | 5.9 | 342 | 3.5 |
| BBC Radio Stoke | H | 536 | 110 | 21 | 1.9 | 9.3 | 1029 | 11.5 |
| BBC Radio Suffolk | H | 598 | 86 | 14 | 0.7 | 4.6 | 391 | 3.4 |
| BBC Radio Sussex and BBC Radio Surrey | H | 2760 | 226 | 8 | 0.5 | 5.8 | 1312 | 2.4 |
| BBC Radio Tees | H | 826 | 123 | 15 | 0.7 | 4.4 | 547 | 2.9 |
| BBC Three Counties Radio | H | 1339 | 119 | 9 | 0.7 | 7.5 | 896 | 3.8 |
| BBC Radio WM | H | 2419 | 185 | 8 | 0.4 | 5.9 | 1086 | 2.7 |
| BBC Radio Wiltshire | H | 682 | 71 | 10 | 0.8 | 7.6 | 535 | 3.6 |

Source: "RAJAR/Ipsos/RSMB."

(1-12) See note on back cover.

QUARTERLY SUMMARY OF RADIO LISTENING



SURVEY PERIOD ENDING
15th December 2024

PART 3 - INDIVIDUAL BBC SERVICES



Embargoed
until 00.01 am
6th Feb 2025

| | Survey Period | Adults (15+) Pop'n '000 | Weekly Reach '000 | Weekly Reach % | Average Hours per head | Average Hours per listener | Total Hours '000 | Share in TSA % |
|--------------------|---------------|-------------------------|-------------------|----------------|------------------------|----------------------------|------------------|----------------|
| BBC Radio York | H | 581 | 54 | 9 | 0.5 | 5.8 | 313 | 3.2 |
| BBC Radio Guernsey | Y | 58 | 17 | 29 | 1.9 | 6.6 | 112 | 11.2 |
| BBC Radio Jersey | Y | 89 | 21 | 24 | 2.1 | 8.7 | 186 | 11.8 |

(1-12) See note on back cover.

Source: "RAJAR/Ipsos/RSMB."

QUARTERLY SUMMARY OF RADIO LISTENING



SURVEY PERIOD ENDING
15th December 2024

PART 4 - NATIONAL COMMERCIAL GROUPS



Embargoed
until 00.01 am
6th Feb 2025

| | Survey Period | Adults (15+) Pop'n '000 | Weekly Reach '000 | Weekly Reach % | Average Hours per head | Average Hours per listener | Total Hours '000 | Share in TSA % |
|--|---------------|-------------------------|-------------------|----------------|------------------------|----------------------------|------------------|----------------|
| Bauer Media Audio UK - Total (exc Partners) | H | 57640 | 21893 | 38 | 3.4 | 9.1 | 198473 | 19.1 |
| Absolute Radio Network ² | H | 57640 | 5611 | 10 | 0.7 | 6.7 | 37608 | 3.6 |
| Absolute Radio | Q | 57640 | 2140 | 4 | 0.2 | 6.6 | 14114 | 1.4 |
| Absolute Radio 60s | H | 57640 | 170 | * | * | 2.3 | 400 | * |
| Absolute Radio 70s | H | 57640 | 382 | 1 | * | 3.0 | 1137 | 0.1 |
| Absolute 80s | Q | 57640 | 1575 | 3 | 0.1 | 4.8 | 7513 | 0.7 |
| Absolute Radio 90s | H | 57640 | 1028 | 2 | 0.1 | 3.4 | 3526 | 0.3 |
| Absolute Radio 00s | H | 57640 | 432 | 1 | * | 3.1 | 1346 | 0.1 |
| Absolute Radio 10s | H | 57640 | 265 | * | * | 1.6 | 413 | * |
| Absolute Classic Rock | H | 57640 | 828 | 1 | 0.1 | 6.0 | 4994 | 0.5 |
| Absolute Radio Country | H | 57640 | 610 | 1 | 0.1 | 4.8 | 2939 | 0.3 |
| Hits Radio Portfolio (exc Partners) ¹¹ | H | 57640 | 13287 | 23 | 1.9 | 8.3 | 110644 | 10.6 |
| Greatest Hits Network (exc Partners) ² | H | 57640 | 7595 | 13 | 1.1 | 8.6 | 65035 | 6.3 |
| Downtown Country | H | 1568 | 135 | 9 | 0.8 | 9.6 | 1301 | 4.1 |
| Greatest Hits Radio 60s | Q | 57640 | 386 | 1 | * | 6.9 | 2661 | 0.3 |
| Greatest Hits Radio | H | 57640 | 7367 | 13 | 1.1 | 8.5 | 62351 | 6.0 |
| Greatest Hits Radio (Ayrshire & Dumfries & Galloway) | Y | 406 | 70 | 17 | 2.3 | 13.6 | 954 | 12.3 |
| Greatest Hits Radio (Bath & South West) | Y | 391 | 51 | 13 | 1.0 | 7.9 | 402 | 4.6 |
| Greatest Hits Radio (Berkshire & North Hampshire) | H | 795 | 70 | 9 | 0.8 | 9.2 | 642 | 4.9 |

Source: "RAJAR/Ipsos/RSMB."

(1-12) See note on back cover.

QUARTERLY SUMMARY OF RADIO LISTENING



SURVEY PERIOD ENDING
15th December 2024

PART 4 - NATIONAL COMMERCIAL GROUPS



Embargoed
until 00.01 am
6th Feb 2025

| | Survey Period | Adults (15+) Pop'n '000 | Weekly Reach '000 | Weekly Reach % | Average Hours per head | Average Hours per listener | Total Hours '000 | Share in TSA % |
|---|---------------|-------------------------|-------------------|----------------|------------------------|----------------------------|------------------|----------------|
| Greatest Hits Radio (Black Country & Shropshire) | H | 1629 | 178 | 11 | 0.6 | 5.7 | 1021 | 3.5 |
| Greatest Hits Radio (Bradford & West Yorkshire) | H | 824 | 111 | 13 | 1.6 | 12.1 | 1349 | 9.7 |
| Greatest Hits Radio (Bristol & South West) | H | 937 | 126 | 13 | 0.9 | 6.6 | 835 | 4.7 |
| Greatest Hits Radio (Bucks Beds & Herts) | H | 1213 | 61 | 5 | 0.5 | 10.7 | 650 | 3.0 |
| Greatest Hits Radio (Cambridgeshire) | H | 546 | 39 | 7 | 0.5 | 6.6 | 256 | 2.5 |
| Greatest Hits Radio (Cornwall) | H | 530 | 119 | 23 | 2.0 | 8.7 | 1042 | 9.3 |
| Greatest Hits Radio (Coventry & Warwickshire) | H | 828 | 60 | 7 | 0.5 | 6.9 | 410 | 2.9 |
| Greatest Hits Radio (Cumbria) | Y | 270 | 81 | 30 | 3.0 | 9.9 | 801 | 15.2 |
| Greatest Hits Radio (Devon) | H | 780 | 99 | 13 | 1.0 | 8.2 | 815 | 5.5 |
| Greatest Hits Radio (Dorset East) | Y | 437 | 32 | 7 | 0.7 | 9.3 | 296 | 3.5 |
| Greatest Hits Radio (Dorset West) | Y | 196 | 56 | 29 | 3.6 | 12.6 | 707 | 14.8 |
| Greatest Hits Radio (East Midlands) | H | 2489 | 248 | 10 | 0.7 | 7.3 | 1803 | 4.2 |
| Greatest Hits Radio (East Yorkshire & Northern Lincolnshire) | H | 951 | 150 | 16 | 1.3 | 8.2 | 1239 | 7.0 |
| Greatest Hits Radio (Edinburgh & the Lothians & Fife & Falkirk) | H | 1210 | 95 | 8 | 0.6 | 7.0 | 669 | 3.6 |
| Greatest Hits Radio (Essex) | H | 596 | 65 | 11 | 0.9 | 8.4 | 545 | 4.9 |
| Greatest Hits Radio (Glasgow & the West) | H | 1962 | 205 | 10 | 0.9 | 8.6 | 1760 | 4.6 |
| Greatest Hits Radio (Gloucestershire) | H | 554 | 45 | 8 | 0.9 | 10.7 | 482 | 3.9 |
| Greatest Hits Radio (Greater Manchester) | H | 2722 | 378 | 14 | 1.1 | 7.8 | 2960 | 6.2 |
| Greatest Hits Radio (Great Yarmouth) | Y | 183 | 55 | 30 | 3.6 | 12.1 | 666 | 15.8 |

Source: "RAJAR/Ipsos/RSMB."

(1-12) See note on back cover.

QUARTERLY SUMMARY OF RADIO LISTENING



SURVEY PERIOD ENDING
15th December 2024

PART 4 - NATIONAL COMMERCIAL GROUPS



Embargoed
until 00.01 am
6th Feb 2025

| | Survey Period | Adults (15+) Pop'n '000 | Weekly Reach '000 | Weekly Reach % | Average Hours per head | Average Hours per listener | Total Hours '000 | Share in TSA % |
|---|---------------|-------------------------|-------------------|----------------|------------------------|----------------------------|------------------|----------------|
| Greatest Hits Radio (Harrogate & Yorkshire Dales) | Y | 260 | 48 | 18 | 2.0 | 10.8 | 521 | 11.9 |
| Greatest Hits Radio (Herefordshire & Worcestershire) | Y | 522 | 55 | 11 | 1.0 | 9.5 | 522 | 4.9 |
| Greatest Hits Radio (Kent) | H | 1352 | 101 | 7 | 0.6 | 8.2 | 826 | 2.9 |
| Greatest Hits Radio (Lancashire) | H | 1686 | 207 | 12 | 1.3 | 10.2 | 2112 | 6.5 |
| Greatest Hits Radio (Leeds & West Yorkshire) | H | 777 | 145 | 19 | 1.4 | 7.6 | 1104 | 8.9 |
| Greatest Hits Radio (Lincolnshire) | H | 934 | 176 | 19 | 1.9 | 9.9 | 1749 | 9.2 |
| Greatest Hits Radio (Liverpool) | H | 2025 | 331 | 16 | 1.6 | 9.6 | 3180 | 8.3 |
| Greatest Hits Radio (London) | Q | 12783 | 1040 | 8 | 0.5 | 5.8 | 6068 | 3.1 |
| Greatest Hits Radio (Northamptonshire) | H | 647 | 45 | 7 | 0.7 | 9.8 | 438 | 3.6 |
| Greatest Hits Radio (North Derbyshire) | Y | 486 | 77 | 16 | 1.4 | 8.8 | 678 | 7.6 |
| Greatest Hits Radio (North East Scotland) | Y | 345 | 38 | 11 | 0.9 | 8.4 | 317 | 5.4 |
| Greatest Hits Radio (Northern Ireland) | H | 1568 | 69 | 4 | 0.3 | 6.0 | 415 | 1.3 |
| Greatest Hits Radio (North of Scotland) | Y | 257 | 20 | 8 | 0.4 | 5.4 | 110 | 2.4 |
| Greatest Hits Radio (Norwich) | Y | 606 | 143 | 24 | 2.1 | 8.8 | 1260 | 10.0 |
| Greatest Hits Radio (Oxfordshire) | H | 595 | 91 | 15 | 1.4 | 8.9 | 808 | 7.6 |
| Greatest Hits Radio (Peterborough Stamford & Rutland) | H | 488 | 64 | 13 | 1.7 | 12.6 | 807 | 8.5 |
| Greatest Hits Radio (Plymouth) | Y | 270 | 55 | 20 | 1.7 | 8.5 | 469 | 8.7 |
| Greatest Hits Radio (Salisbury) | Y | 133 | 31 | 23 | 1.7 | 7.3 | 222 | 8.0 |
| Greatest Hits Radio (Scottish Borders & North Northumberland) | Y | 111 | 35 | 32 | 3.3 | 10.3 | 364 | 19.3 |

Source: "RAJAR/Ipsos/RSMB."

(1-12) See note on back cover.

QUARTERLY SUMMARY OF RADIO LISTENING



SURVEY PERIOD ENDING
15th December 2024

PART 4 - NATIONAL COMMERCIAL GROUPS



Embargoed
until 00.01 am
6th Feb 2025

| | Survey Period | Adults (15+) Pop'n '000 | Weekly Reach '000 | Weekly Reach % | Average Hours per head | Average Hours per listener | Total Hours '000 | Share in TSA % |
|--|---------------|-------------------------|-------------------|----------------|------------------------|----------------------------|------------------|----------------|
| Greatest Hits Radio (Somerset) | Y | 473 | 80 | 17 | 2.2 | 12.8 | 1027 | 10.0 |
| Greatest Hits Radio (South Coast) (was Wave 105) | H | 1921 | 328 | 17 | 1.5 | 9.1 | 2965 | 7.2 |
| Greatest Hits Radio (South Wales) | H | 1801 | 138 | 8 | 0.5 | 6.2 | 852 | 2.5 |
| Greatest Hits Radio (South Yorkshire) | H | 1382 | 334 | 24 | 2.6 | 10.7 | 3570 | 14.4 |
| Greatest Hits Radio (Staffordshire & Cheshire) | H | 889 | 87 | 10 | 0.8 | 8.4 | 736 | 4.7 |
| Greatest Hits Radio (Suffolk) | Y | 491 | 74 | 15 | 1.4 | 9.0 | 668 | 6.8 |
| Greatest Hits Radio (Surrey & East Hampshire) | H | 633 | 42 | 7 | 0.6 | 8.4 | 351 | 3.4 |
| Greatest Hits Radio (Sussex) | H | 1331 | 179 | 13 | 1.1 | 8.4 | 1499 | 5.4 |
| Greatest Hits Radio (Swindon) | Y | 285 | 41 | 14 | 1.3 | 9.1 | 373 | 6.7 |
| Greatest Hits Radio (Tayside & Fife) | Y | 385 | 39 | 10 | 0.7 | 7.0 | 272 | 4.6 |
| Greatest Hits Radio (Teesside) | H | 854 | 98 | 11 | 0.6 | 5.6 | 544 | 2.8 |
| Greatest Hits Radio (Tyne & Wear) | H | 1567 | 144 | 9 | 0.6 | 7.0 | 999 | 3.4 |
| Greatest Hits Radio (Wakefield) | Y | 333 | 58 | 17 | 1.6 | 9.0 | 523 | 9.3 |
| Greatest Hits Radio (West Midlands) | H | 4083 | 356 | 9 | 0.9 | 10.4 | 3691 | 5.2 |
| Greatest Hits Radio (West Norfolk) | Y | 198 | 32 | 16 | 1.2 | 7.3 | 229 | 7.1 |
| Greatest Hits Radio (York & North Yorkshire) | Y | 377 | 66 | 18 | 1.7 | 9.5 | 633 | 10.3 |
| Greatest Hits Radio (Yorkshire Coast) | Y | 130 | 34 | 26 | 2.4 | 9.2 | 314 | 11.6 |
| Hits Radio Network (exc Partners) ² | H | 57640 | 7167 | 12 | 0.8 | 6.4 | 45609 | 4.4 |
| Hits Radio Chilled (was Magic Chilled) | H | 57640 | 385 | 1 | * | 2.5 | 975 | 0.1 |

Source: "RAJAR/Ipsos/RSMB."

(1-12) See note on back cover.

QUARTERLY SUMMARY OF RADIO LISTENING



SURVEY PERIOD ENDING
15th December 2024

PART 4 - NATIONAL COMMERCIAL GROUPS



Embargoed
until 00.01 am
6th Feb 2025

| | Survey Period | Adults (15+) Pop'n '000 | Weekly Reach '000 | Weekly Reach % | Average Hours per head | Average Hours per listener | Total Hours '000 | Share in TSA % |
|---|---------------|-------------------------|-------------------|----------------|------------------------|----------------------------|------------------|----------------|
| Hits Radio Pride | H | 57640 | 340 | 1 | * | 1.6 | 543 | 0.1 |
| Hits Radio ² | H | 57640 | 4683 | 8 | 0.4 | 5.0 | 23312 | 2.2 |
| Hits Radio (Birmingham) (was Free Radio (Birmingham)) | H | 2377 | 231 | 10 | 0.4 | 4.0 | 930 | 2.4 |
| Hits Radio (Black Country & Shropshire) (was Free Radio (Black Country & Shropshire)) | H | 1629 | 94 | 6 | 0.3 | 5.5 | 512 | 1.7 |
| Hits Radio (Cornwall) (was Pirate FM) | H | 530 | 67 | 13 | 0.8 | 6.6 | 443 | 4.0 |
| Hits Radio (Coventry & Warwickshire) (was Free Radio (Coventry & Warwickshire)) | H | 828 | 113 | 14 | 1.1 | 8.0 | 902 | 6.4 |
| Hits Radio (Cumbria) | Y | 270 | 15 | 6 | 0.4 | 6.7 | 101 | 1.9 |
| Hits Radio (Dorset) | Y | 437 | 38 | 9 | 0.2 | 2.1 | 82 | 1.0 |
| Hits Radio (East Midlands) (was Gem) | H | 2568 | 163 | 6 | 0.4 | 5.7 | 926 | 2.1 |
| Hits Radio (East Yorkshire & Northern Lincolnshire) (was Viking FM) | H | 951 | 160 | 17 | 1.1 | 6.7 | 1079 | 6.1 |
| Hits Radio (Herefordshire & Worcestershire) (was Free Radio (Herefordshire & Worcestershire)) | Y | 522 | 75 | 14 | 1.1 | 7.9 | 590 | 5.6 |
| Hits Radio (Lancashire) (was Rock FM) | H | 1658 | 198 | 12 | 0.7 | 6.1 | 1198 | 3.8 |
| Hits Radio (Lincs) (was Lincs FM) | H | 934 | 94 | 10 | 0.7 | 7.4 | 694 | 3.7 |
| Hits Radio (Liverpool & the North West) (was Radio City) | H | 2025 | 257 | 13 | 0.8 | 6.0 | 1540 | 4.0 |
| Hits Radio (London) (was KISS (London)) | Q | 12783 | 727 | 6 | 0.2 | 2.9 | 2110 | 1.1 |
| Hits Radio (Manchester) | H | 2722 | 294 | 11 | 0.5 | 5.0 | 1484 | 3.1 |
| Hits Radio (Norfolk) (was KISS (East)) | H | 714 | 33 | 5 | 0.1 | 2.3 | 75 | 0.5 |
| Hits Radio (North East - Teesside) (was TFM) | H | 854 | 118 | 14 | 0.5 | 3.7 | 435 | 2.3 |
| Hits Radio (North East - Tyne & Wear) (was Metro Radio) | H | 1567 | 332 | 21 | 1.5 | 7.2 | 2382 | 8.1 |

Source: "RAJAR/Ipsos/RSMB."

(1-12) See note on back cover.

QUARTERLY SUMMARY OF RADIO LISTENING



SURVEY PERIOD ENDING
15th December 2024

PART 4 - NATIONAL COMMERCIAL GROUPS



Embargoed
until 00.01 am
6th Feb 2025

| | Survey Period | Adults (15+) Pop'n '000 | Weekly Reach '000 | Weekly Reach % | Average Hours per head | Average Hours per listener | Total Hours '000 | Share in TSA % |
|--|---------------|-------------------------|-------------------|----------------|------------------------|----------------------------|------------------|----------------|
| Hits Radio (Northern Ireland) | H | 1568 | 25 | 2 | * | 1.2 | 29 | 0.1 |
| Hits Radio (Oxfordshire) | H | 595 | 31 | 5 | 0.1 | 2.2 | 68 | 0.6 |
| Hits Radio (South Coast) | H | 1257 | 42 | 3 | 0.1 | 2.7 | 115 | 0.4 |
| Hits Radio (South Wales) (was 96.4 FM The Wave) | H | 1801 | 177 | 10 | 0.3 | 3.2 | 568 | 1.7 |
| Hits Radio (South Yorkshire) (was Hallam FM) | H | 1382 | 308 | 22 | 1.7 | 7.7 | 2379 | 9.6 |
| Hits Radio (Staffordshire & Cheshire) (was Signal One) | H | 889 | 155 | 17 | 1.4 | 8.2 | 1267 | 8.1 |
| Hits Radio (West of England) (was KISS (West)) | H | 1802 | 148 | 8 | 0.3 | 3.2 | 478 | 1.3 |
| Hits Radio (West Yorkshire) (was Pulse 1) | H | 1903 | 173 | 9 | 0.3 | 3.5 | 605 | 1.9 |
| Clyde 1 (Ayrshire) (was West FM) | Y | 288 | 102 | 35 | 3.5 | 9.8 | 1005 | 18.7 |
| Clyde 1 (Glasgow & The West) | H | 1962 | 745 | 38 | 4.0 | 10.4 | 7787 | 20.3 |
| Cool FM | H | 1568 | 471 | 30 | 2.2 | 7.2 | 3397 | 10.8 |
| Downtown Radio | H | 1568 | 309 | 20 | 2.1 | 10.5 | 3240 | 10.3 |
| Forth 1 | H | 1210 | 380 | 31 | 2.7 | 8.7 | 3320 | 18.0 |
| MFR | Y | 257 | 96 | 38 | 3.2 | 8.5 | 822 | 17.7 |
| Northsound 1 | Y | 345 | 114 | 33 | 2.5 | 7.4 | 850 | 14.4 |
| Tay FM | Y | 385 | 116 | 30 | 2.5 | 8.2 | 951 | 16.0 |
| Heat | H | 57640 | 614 | 1 | * | 3.4 | 2075 | 0.2 |
| Jazz FM | H | 57640 | 545 | 1 | * | 4.1 | 2241 | 0.2 |
| Kerrang! | H | 57640 | 473 | 1 | * | 5.1 | 2418 | 0.2 |

Source: "RAJAR/Ipsos/RSMB."

(1-12) See note on back cover.

QUARTERLY SUMMARY OF RADIO LISTENING



SURVEY PERIOD ENDING
15th December 2024

PART 4 - NATIONAL COMMERCIAL GROUPS



Embargoed
until 00.01 am
6th Feb 2025

| | Survey Period | Adults (15+) Pop'n '000 | Weekly Reach '000 | Weekly Reach % | Average Hours per head | Average Hours per listener | Total Hours '000 | Share in TSA % |
|-----------------------------------|---------------|-------------------------|-------------------|----------------|------------------------|----------------------------|------------------|----------------|
| KISS Network ⁵ | H | 57640 | 3762 | 7 | 0.3 | 4.2 | 15783 | 1.5 |
| KISS | Q | 57640 | 1085 | 2 | 0.1 | 4.1 | 4401 | 0.4 |
| Kiss Dance | Q | 57640 | 720 | 1 | * | 1.7 | 1202 | 0.1 |
| KISS Fresh | H | 57640 | 190 | * | * | 2.9 | 551 | 0.1 |
| Kisstory R&B | Q | 57640 | 530 | 1 | * | 3.5 | 1865 | 0.2 |
| KISSTORY | Q | 57640 | 2165 | 4 | 0.1 | 3.6 | 7898 | 0.8 |
| Magic Network ⁸ | H | 57640 | 3504 | 6 | 0.3 | 5.3 | 18567 | 1.8 |
| Magic ² | Q | 57640 | 2273 | 4 | 0.2 | 5.2 | 11719 | 1.1 |
| Magic (London) | Q | 12783 | 1161 | 9 | 0.4 | 4.2 | 4913 | 2.5 |
| Magic at the Musicals | H | 57640 | 298 | 1 | * | 4.0 | 1193 | 0.1 |
| Magic Classical (was Scala Radio) | H | 57640 | 218 | * | * | 7.4 | 1617 | 0.2 |
| Magic Soul | H | 57640 | 640 | 1 | * | 3.1 | 1960 | 0.2 |
| Mellow Magic | H | 57640 | 435 | 1 | * | 4.2 | 1826 | 0.2 |
| Planet Rock | Q | 57640 | 956 | 2 | 0.2 | 9.6 | 9165 | 0.9 |
| Total Global Radio (UK) | H | 57640 | 27807 | 48 | 4.4 | 9.1 | 253271 | 24.4 |
| Capital Brand (UK) ⁶ | H | 57640 | 9688 | 17 | 0.9 | 5.3 | 51444 | 4.9 |
| Capital Anthems | Q | 57640 | 440 | 1 | * | 2.0 | 882 | 0.1 |
| Capital Chill | Q | 57640 | 216 | * | * | 4.0 | 872 | 0.1 |
| Capital Dance | Q | 57640 | 1177 | 2 | 0.1 | 4.2 | 4904 | 0.5 |

Source: "RAJAR/Ipsos/RSMB."

(1-12) See note on back cover.

QUARTERLY SUMMARY OF RADIO LISTENING



SURVEY PERIOD ENDING
15th December 2024

PART 4 - NATIONAL COMMERCIAL GROUPS



Embargoed
until 00.01 am
6th Feb 2025

| | Survey Period | Adults (15+) Pop'n '000 | Weekly Reach '000 | Weekly Reach % | Average Hours per head | Average Hours per listener | Total Hours '000 | Share in TSA % |
|--|---------------|-------------------------|-------------------|----------------|------------------------|----------------------------|------------------|----------------|
| Capital Network (UK) ² | H | 57640 | 7445 | 13 | 0.7 | 5.0 | 37574 | 3.6 |
| Capital Liverpool ¹⁰ | H | 1134 | 187 | 16 | 0.8 | 4.7 | 876 | 4.3 |
| Capital London ¹⁰ | Q | 12783 | 1711 | 13 | 0.6 | 4.6 | 7906 | 4.1 |
| Capital Mid Counties | Y | 1147 | 178 | 16 | 0.7 | 4.8 | 858 | 4.1 |
| Capital Mid Counties - North ¹⁰ | Y | 283 | 34 | 12 | 0.5 | 4.1 | 139 | 2.6 |
| Capital Mid Counties - South ¹⁰ | H | 863 | 154 | 18 | 0.8 | 4.8 | 733 | 4.7 |
| Capital Midlands | H | 5868 | 1016 | 17 | 0.9 | 5.2 | 5281 | 5.3 |
| Capital Birmingham ¹⁰ | H | 2398 | 384 | 16 | 0.7 | 4.1 | 1574 | 4.0 |
| Capital East Midlands ¹⁰ | H | 2488 | 449 | 18 | 1.1 | 6.3 | 2831 | 6.6 |
| Capital East Midlands - Derbyshire | H | 583 | 74 | 13 | 0.8 | 6.1 | 453 | 4.3 |
| Capital East Midlands - Leicestershire | H | 878 | 141 | 16 | 1.3 | 8.2 | 1164 | 8.3 |
| Capital East Midlands - Nottinghamshire | H | 1079 | 235 | 22 | 1.1 | 5.2 | 1214 | 6.4 |
| Capital North East ¹⁰ | H | 2333 | 437 | 19 | 1.0 | 5.5 | 2417 | 5.1 |
| Capital North West | H | 3814 | 637 | 17 | 0.9 | 5.2 | 3307 | 4.8 |
| Capital Lancashire ¹⁰ | H | 632 | 76 | 12 | 0.6 | 5.2 | 394 | 3.4 |
| Capital Manchester ¹⁰ | H | 3182 | 562 | 18 | 0.9 | 5.2 | 2913 | 5.1 |
| Capital North West and Wales ¹⁰ | H | 1072 | 135 | 13 | 0.7 | 5.3 | 712 | 3.3 |
| Capital Scotland ⁴ | H | 2944 | 446 | 15 | 0.7 | 4.4 | 1956 | 3.7 |
| Capital South | H | 1616 | 216 | 13 | 0.8 | 6.0 | 1302 | 3.8 |

Source: "RAJAR/Ipsos/RSMB."

(1-12) See note on back cover.

QUARTERLY SUMMARY OF RADIO LISTENING



SURVEY PERIOD ENDING
15th December 2024

PART 4 - NATIONAL COMMERCIAL GROUPS



Embargoed
until 00.01 am
6th Feb 2025

| | Survey Period | Adults (15+) Pop'n '000 | Weekly Reach '000 | Weekly Reach % | Average Hours per head | Average Hours per listener | Total Hours '000 | Share in TSA % |
|--------------------------------------|---------------|-------------------------|-------------------|----------------|------------------------|----------------------------|------------------|----------------|
| Capital Brighton ¹⁰ | Y | 379 | 31 | 8 | 0.5 | 5.8 | 176 | 2.4 |
| Capital South Coast ¹⁰ | H | 1237 | 176 | 14 | 0.9 | 6.1 | 1076 | 4.1 |
| Capital South Wales ⁴ | H | 1099 | 200 | 18 | 0.8 | 4.6 | 920 | 4.4 |
| Capital Yorkshire ¹⁰ | H | 4858 | 924 | 19 | 1.1 | 5.9 | 5408 | 6.3 |
| Capital XTRA Brand UK ² | H | 57640 | 2097 | 4 | 0.1 | 3.6 | 7559 | 0.7 |
| Capital XTRA (UK) ² | H | 57640 | 1658 | 3 | 0.1 | 3.5 | 5728 | 0.6 |
| Capital XTRA (London) | Q | 12783 | 621 | 5 | 0.2 | 3.8 | 2334 | 1.2 |
| Capital XTRA Reloaded | Q | 57640 | 599 | 1 | * | 2.9 | 1728 | 0.2 |
| Classic FM Brand (UK) ¹³ | H | 57640 | 4568 | 8 | 0.6 | 7.9 | 35864 | 3.5 |
| Classic FM | H | 57640 | 4475 | 8 | 0.6 | 7.8 | 34768 | 3.3 |
| Classic FM Calm | Q | 57640 | 238 | * | * | 5.5 | 1303 | 0.1 |
| Classic FM Movies | Q | 57640 | 154 | * | * | 5.2 | 800 | 0.1 |
| Gold Radio Network (UK) ² | H | 57640 | 1729 | 3 | 0.2 | 6.3 | 10971 | 1.1 |
| Gold Radio Cambridgeshire | H | 978 | 37 | 4 | 0.3 | 7.1 | 262 | 1.4 |
| Gold Radio East Midlands | H | 3122 | 113 | 4 | 0.2 | 6.4 | 726 | 1.3 |
| Gold Radio London | Q | 12783 | 261 | 2 | 0.1 | 6.5 | 1699 | 0.9 |
| Gold Radio Manchester | H | 3182 | 116 | 4 | 0.2 | 5.2 | 601 | 1.0 |
| Heart Brand (UK) ⁹ | H | 57640 | 13298 | 23 | 1.4 | 6.1 | 81640 | 7.9 |
| Heart 70s | Q | 57640 | 770 | 1 | * | 3.6 | 2767 | 0.3 |

Source: "RAJAR/Ipsos/RSMB."

(1-12) See note on back cover.

QUARTERLY SUMMARY OF RADIO LISTENING



SURVEY PERIOD ENDING
15th December 2024

PART 4 - NATIONAL COMMERCIAL GROUPS



Embargoed
until 00.01 am
6th Feb 2025

| | Survey Period | Adults (15+) Pop'n '000 | Weekly Reach '000 | Weekly Reach % | Average Hours per head | Average Hours per listener | Total Hours '000 | Share in TSA % |
|---|---------------|-------------------------|-------------------|----------------|------------------------|----------------------------|------------------|----------------|
| Heart 80s | Q | 57640 | 1876 | 3 | 0.1 | 4.2 | 7849 | 0.8 |
| Heart 90s | Q | 57640 | 1076 | 2 | 0.1 | 3.0 | 3230 | 0.3 |
| Heart 00s | Q | 57640 | 1023 | 2 | 0.1 | 3.2 | 3297 | 0.3 |
| Heart 10s | Q | 57640 | 292 | 1 | * | 2.3 | 673 | 0.1 |
| Heart Dance | Q | 57640 | 1014 | 2 | 0.1 | 4.7 | 4815 | 0.5 |
| Heart Love | Q | 57640 | 201 | * | * | 2.3 | 462 | * |
| Heart Musicals | Q | 57640 | 134 | * | * | 1.9 | 252 | * |
| Heart Network (UK) ² | H | 57640 | 10058 | 17 | 1.0 | 5.8 | 58432 | 5.6 |
| Heart East | H | 6083 | 1154 | 19 | 1.3 | 6.7 | 7740 | 6.9 |
| Heart Cambridgeshire ¹⁰ | H | 978 | 178 | 18 | 1.5 | 8.2 | 1464 | 7.9 |
| Heart East Anglia | H | 1262 | 350 | 28 | 2.1 | 7.4 | 2604 | 10.1 |
| Heart East Anglia - Norfolk ¹⁰ | H | 714 | 202 | 28 | 2.1 | 7.6 | 1529 | 10.2 |
| Heart East Anglia - Suffolk ¹⁰ | H | 548 | 148 | 27 | 2.0 | 7.3 | 1075 | 10.0 |
| Heart Essex | H | 1480 | 199 | 13 | 0.8 | 6.0 | 1202 | 4.7 |
| Heart Essex - Chelmsford & Southend ¹⁰ | H | 1161 | 142 | 12 | 0.7 | 6.1 | 863 | 4.4 |
| Heart Essex - Colchester ¹⁰ | Y | 206 | 43 | 21 | 1.6 | 7.6 | 323 | 9.7 |
| Heart Essex - Harlow ¹⁰ | Y | 114 | 11 | 9 | 0.8 | 8.5 | 91 | 4.0 |
| Heart Four Counties | H | 2363 | 427 | 18 | 1.0 | 5.8 | 2470 | 5.7 |
| Heart Four Counties - Bedfordshire ¹⁰ | Y | 335 | 76 | 23 | 1.5 | 6.6 | 504 | 7.9 |

Source: "RAJAR/Ipsos/RSMB."

(1-12) See note on back cover.

QUARTERLY SUMMARY OF RADIO LISTENING



SURVEY PERIOD ENDING
15th December 2024

PART 4 - NATIONAL COMMERCIAL GROUPS



Embargoed
until 00.01 am
6th Feb 2025

| | Survey Period | Adults (15+) Pop'n '000 | Weekly Reach '000 | Weekly Reach % | Average Hours per head | Average Hours per listener | Total Hours '000 | Share in TSA % |
|--|---------------|-------------------------|-------------------|----------------|------------------------|----------------------------|------------------|----------------|
| Heart Four Counties - Beds/Bucks/Herts ¹⁰ | H | 757 | 126 | 17 | 0.8 | 4.9 | 618 | 4.3 |
| Heart Four Counties - Milton Keynes ¹⁰ | Y | 290 | 60 | 21 | 1.3 | 6.5 | 390 | 8.9 |
| Heart Four Counties - Northamptonshire ¹⁰ | H | 647 | 141 | 22 | 1.3 | 5.8 | 814 | 6.8 |
| Heart Hertfordshire ⁴ | H | 746 | 77 | 10 | 0.4 | 4.3 | 329 | 2.3 |
| Heart London ¹⁰ | Q | 12783 | 2133 | 17 | 0.8 | 5.1 | 10826 | 5.6 |
| Heart North East ¹⁰ | H | 2392 | 456 | 19 | 1.3 | 6.6 | 3021 | 6.3 |
| Heart North Wales ⁴ | H | 739 | 106 | 14 | 1.1 | 7.8 | 822 | 5.4 |
| Heart North West Group | H | 6365 | 996 | 16 | 0.8 | 5.2 | 5184 | 4.4 |
| Heart North Lancs & Cumbria | Y | 291 | 80 | 28 | 2.6 | 9.5 | 765 | 13.7 |
| Heart North West ¹⁰ | H | 6073 | 912 | 15 | 0.7 | 4.8 | 4374 | 3.9 |
| Heart Scotland | H | 2920 | 432 | 15 | 0.5 | 3.5 | 1505 | 2.9 |
| Heart Scotland East ¹⁰ | H | 1249 | 146 | 12 | 0.5 | 4.3 | 628 | 3.3 |
| Heart Scotland West ¹⁰ | H | 1671 | 286 | 17 | 0.5 | 3.1 | 877 | 2.7 |
| Heart South | H | 6455 | 1229 | 19 | 1.2 | 6.5 | 8017 | 6.1 |
| Heart Kent ¹⁰ | H | 1353 | 262 | 19 | 1.5 | 7.7 | 2020 | 7.1 |
| Heart Solent | H | 1943 | 362 | 19 | 1.2 | 6.2 | 2251 | 5.4 |
| Heart Solent - Dorset ¹⁰ | H | 653 | 127 | 20 | 1.4 | 7.1 | 907 | 6.3 |
| Heart Solent - Hampshire ¹⁰ | H | 1289 | 235 | 18 | 1.0 | 5.7 | 1344 | 4.9 |
| Heart Sussex | H | 1503 | 282 | 19 | 1.2 | 6.2 | 1744 | 5.4 |

Source: "RAJAR/Ipsos/RSMB."

(1-12) See note on back cover.

QUARTERLY SUMMARY OF RADIO LISTENING



SURVEY PERIOD ENDING
15th December 2024

PART 4 - NATIONAL COMMERCIAL GROUPS



Embargoed
until 00.01 am
6th Feb 2025

| | Survey Period | Adults (15+) Pop'n '000 | Weekly Reach '000 | Weekly Reach % | Average Hours per head | Average Hours per listener | Total Hours '000 | Share in TSA % |
|--|---------------|-------------------------|-------------------|----------------|------------------------|----------------------------|------------------|----------------|
| Heart Sussex - North ¹⁰ | Y | 318 | 28 | 9 | 0.5 | 5.5 | 154 | 2.3 |
| Heart Sussex - South ¹⁰ | H | 1185 | 259 | 22 | 1.4 | 6.3 | 1624 | 6.6 |
| Heart Thames Valley | H | 1656 | 323 | 20 | 1.2 | 6.2 | 2002 | 7.0 |
| Heart Thames Valley - Berks & N.Hants ¹⁰ | H | 866 | 164 | 19 | 1.1 | 5.6 | 925 | 6.5 |
| Heart Thames Valley - Oxfordshire ¹⁰ | H | 790 | 159 | 20 | 1.4 | 6.8 | 1077 | 7.5 |
| Heart South Wales ¹⁰ | H | 1978 | 481 | 24 | 1.6 | 6.5 | 3133 | 8.3 |
| Heart West | H | 4085 | 943 | 23 | 1.6 | 7.0 | 6551 | 7.9 |
| Heart South West | H | 1580 | 389 | 25 | 1.6 | 6.5 | 2519 | 8.0 |
| Heart South West - Cornwall ¹⁰ | Y | 472 | 125 | 27 | 1.7 | 6.4 | 804 | 7.6 |
| Heart South West - Exeter ¹⁰ | Y | 357 | 73 | 20 | 1.3 | 6.4 | 466 | 7.1 |
| Heart South West - North Devon ¹⁰ | Y | 168 | 39 | 23 | 2.2 | 9.7 | 375 | 11.0 |
| Heart South West - Plymouth & South Hams ^{3,10} | Y | 361 | 99 | 27 | 1.8 | 6.7 | 665 | 9.2 |
| Heart South West - Torbay ¹⁰ | Y | 223 | 65 | 29 | 1.9 | 6.6 | 428 | 9.7 |
| Heart West Country | H | 2505 | 553 | 22 | 1.6 | 7.3 | 4032 | 7.9 |
| Heart West Country - Bristol/Weston & Bath ¹⁰ | H | 1028 | 210 | 20 | 1.4 | 7.1 | 1484 | 7.6 |
| Heart West Country - Gloucestershire ¹⁰ | Y | 476 | 100 | 21 | 1.5 | 7.3 | 732 | 6.9 |
| Heart West Country - Somerset ¹⁰ | Y | 451 | 119 | 26 | 1.5 | 5.8 | 690 | 7.3 |
| Heart West Country - Wiltshire ¹⁰ | Y | 549 | 129 | 24 | 2.0 | 8.7 | 1123 | 9.4 |
| Heart West Midlands ¹⁰ | H | 4083 | 684 | 17 | 0.9 | 5.6 | 3839 | 5.4 |

Source: "RAJAR/Ipsos/RSMB."

(1-12) See note on back cover.

QUARTERLY SUMMARY OF RADIO LISTENING



SURVEY PERIOD ENDING
15th December 2024

PART 4 - NATIONAL COMMERCIAL GROUPS



Embargoed
until 00.01 am
6th Feb 2025

| | Survey Period | Adults (15+) Pop'n '000 | Weekly Reach '000 | Weekly Reach % | Average Hours per head | Average Hours per listener | Total Hours '000 | Share in TSA % |
|--|---------------|-------------------------|-------------------|----------------|------------------------|----------------------------|------------------|----------------|
| Heart Yorkshire ⁴ | H | 3341 | 582 | 17 | 0.9 | 4.9 | 2858 | 5.0 |
| LBC Brand (UK) ² | H | 57640 | 3351 | 6 | 0.6 | 9.6 | 32099 | 3.1 |
| LBC (UK) | H | 57640 | 2690 | 5 | 0.5 | 11.1 | 29941 | 2.9 |
| LBC London | Q | 12783 | 1399 | 11 | 1.2 | 11.2 | 15712 | 8.2 |
| LBC News (UK) | H | 57640 | 974 | 2 | * | 2.2 | 2158 | 0.2 |
| LBC News (London) ¹⁰ | Q | 12783 | 373 | 3 | 0.1 | 2.8 | 1044 | 0.5 |
| Nation Broadcasting Group | H | 57640 | 1236 | 2 | 0.1 | 4.7 | 5763 | 0.6 |
| 106.3 Bridge FM | Y | 137 | 16 | 12 | 0.5 | 4.6 | 75 | 3.5 |
| Dragon Radio Wales | Y | 2684 | 59 | 2 | 0.1 | 6.1 | 360 | 0.7 |
| Easy Radio South | H | 1257 | 42 | 3 | 0.3 | 7.8 | 326 | 1.2 |
| Nation 80s | Q | 57640 | 505 | 1 | * | 1.2 | 593 | 0.1 |
| Nation Radio London | H | 12783 | 151 | 1 | * | 2.0 | 304 | 0.2 |
| Nation Radio North East | H | 2333 | 36 | 2 | 0.1 | 4.9 | 178 | 0.4 |
| Nation Radio South | H | 2241 | 144 | 6 | 0.7 | 10.2 | 1479 | 3.1 |
| Nation Radio Suffolk | Y | 503 | 22 | 4 | 0.4 | 9.5 | 206 | 2.0 |
| Nation Radio Yorkshire (was Nation Radio East Yorkshire) | Y | 952 | 54 | 6 | 0.5 | 8.9 | 483 | 2.6 |
| Radio Carmarthenshire | Y | 144 | 16 | 11 | 0.8 | 6.8 | 109 | 4.2 |
| 102.5 Radio Pembrokeshire | Y | 106 | 23 | 22 | 1.6 | 7.2 | 165 | 7.3 |
| Swansea Bay Radio | H | 596 | 22 | 4 | 0.1 | 1.8 | 38 | 0.4 |

Source: "RAJAR/Ipsos/RSMB."

(1-12) See note on back cover.

QUARTERLY SUMMARY OF RADIO LISTENING



SURVEY PERIOD ENDING
15th December 2024

PART 4 - NATIONAL COMMERCIAL GROUPS



Embargoed
until 00.01 am
6th Feb 2025

| | Survey Period | Adults (15+) Pop'n '000 | Weekly Reach '000 | Weekly Reach % | Average Hours per head | Average Hours per listener | Total Hours '000 | Share in TSA % |
|---|---------------|-------------------------|-------------------|----------------|------------------------|----------------------------|------------------|----------------|
| Total Nation Radio Scotland | H | 4676 | 130 | 3 | 0.2 | 5.6 | 726 | 0.9 |
| Nation Radio Scotland (Digital) | H | 4676 | 90 | 2 | 0.1 | 6.6 | 594 | 0.7 |
| Nation Radio Scotland (FM) | H | 1890 | 47 | 3 | 0.1 | 2.8 | 133 | 0.4 |
| Total Nation Radio Wales | H | 2717 | 182 | 7 | 0.4 | 5.8 | 1049 | 2.0 |
| Nation Radio (North Wales) | Y | 739 | 3 | * | * | 1.3 | 3 | * |
| Nation Radio South Wales | H | 2010 | 177 | 9 | 0.5 | 5.9 | 1043 | 2.7 |
| Smooth Brand (UK) ⁷ | H | 57640 | 7841 | 14 | 0.9 | 6.3 | 49171 | 4.7 |
| Smooth 70s | Q | 57640 | 317 | 1 | * | 2.6 | 816 | 0.1 |
| Smooth 80s | Q | 57640 | 533 | 1 | * | 4.1 | 2164 | 0.2 |
| Smooth Chill | Q | 57640 | 435 | 1 | * | 4.1 | 1766 | 0.2 |
| Smooth Country | Q | 57640 | 368 | 1 | * | 3.9 | 1417 | 0.1 |
| Smooth Relax | Q | 57640 | 373 | 1 | * | 3.7 | 1382 | 0.1 |
| Smooth Soul | Q | 57640 | 206 | * | * | 2.8 | 571 | 0.1 |
| Smooth Radio Network (UK) ² | H | 57640 | 6573 | 11 | 0.7 | 6.4 | 41848 | 4.0 |
| Smooth Radio Devon | H | 1152 | 63 | 5 | 0.4 | 6.5 | 409 | 1.8 |
| Smooth Radio East Anglia | H | 1341 | 75 | 6 | 0.3 | 5.7 | 425 | 1.6 |
| Smooth Radio East Midlands ⁴ | H | 3358 | 504 | 15 | 1.4 | 9.0 | 4537 | 7.7 |
| Smooth Radio Essex | H | 1480 | 82 | 6 | 0.5 | 8.1 | 669 | 2.6 |
| Smooth Radio Kent | H | 1353 | 103 | 8 | 0.4 | 4.8 | 494 | 1.7 |

Source: "RAJAR/Ipsos/RSMB."

(1-12) See note on back cover.

QUARTERLY SUMMARY OF RADIO LISTENING



SURVEY PERIOD ENDING
15th December 2024

PART 4 - NATIONAL COMMERCIAL GROUPS



Embargoed
until 00.01 am
6th Feb 2025

| | Survey Period | Adults (15+) Pop'n '000 | Weekly Reach '000 | Weekly Reach % | Average Hours per head | Average Hours per listener | Total Hours '000 | Share in TSA % |
|--|---------------|-------------------------|-------------------|----------------|------------------------|----------------------------|------------------|----------------|
| Smooth Radio Lake District ¹⁰ | Y | 54 | 10 | 19 | 2.3 | 12.5 | 125 | 12.1 |
| Smooth Radio London ¹⁰ | Q | 12783 | 1134 | 9 | 0.4 | 4.4 | 4982 | 2.6 |
| Smooth Radio North East ⁴ | H | 2392 | 595 | 25 | 2.0 | 8.2 | 4883 | 10.1 |
| Smooth Radio North West ⁴ | H | 6073 | 1341 | 22 | 1.7 | 7.5 | 10070 | 9.0 |
| Smooth Radio North West and Wales | H | 1072 | 85 | 8 | 0.5 | 5.8 | 500 | 2.3 |
| Smooth Radio Scotland | H | 1890 | 386 | 20 | 1.5 | 7.4 | 2862 | 7.8 |
| Smooth Radio Solent | H | 1943 | 111 | 6 | 0.2 | 3.6 | 397 | 0.9 |
| Smooth Radio South Wales | H | 1099 | 110 | 10 | 0.7 | 7.4 | 817 | 3.9 |
| Smooth Radio Sussex | H | 1521 | 88 | 6 | 0.2 | 3.9 | 341 | 1.0 |
| Smooth Radio Thames Valley | H | 1656 | 55 | 3 | 0.1 | 3.2 | 176 | 0.6 |
| Smooth Radio Three Counties | H | 1676 | 46 | 3 | 0.1 | 4.7 | 217 | 0.7 |
| Smooth Radio West Country | H | 2505 | 137 | 5 | 0.4 | 7.7 | 1054 | 2.1 |
| Smooth Radio West Midlands | H | 4083 | 568 | 14 | 0.9 | 6.3 | 3593 | 5.1 |
| Radio X Brand (UK) ¹² | H | 57640 | 2430 | 4 | 0.3 | 7.4 | 18050 | 1.7 |
| Radio X 00s | Q | 57640 | 133 | * | * | 1.8 | 236 | * |
| Radio X 90s | Q | 57640 | 129 | * | * | 3.2 | 411 | * |
| Radio X Chilled | Q | 57640 | 129 | * | * | 2.1 | 271 | * |
| Radio X Classic Rock | Q | 57640 | 216 | * | * | 4.5 | 976 | 0.1 |
| Radio X Network (UK) ² | H | 57640 | 2124 | 4 | 0.3 | 7.8 | 16468 | 1.6 |

Source: "RAJAR/Ipsos/RSMB."

(1-12) See note on back cover.

QUARTERLY SUMMARY OF RADIO LISTENING



SURVEY PERIOD ENDING
15th December 2024

PART 4 - NATIONAL COMMERCIAL GROUPS



Embargoed
until 00.01 am
6th Feb 2025

| | Survey Period | Adults (15+) Pop'n '000 | Weekly Reach '000 | Weekly Reach % | Average Hours per head | Average Hours per listener | Total Hours '000 | Share in TSA % |
|------------------------------------|---------------|-------------------------|-------------------|----------------|------------------------|----------------------------|------------------|----------------|
| Radio X London | Q | 12783 | 426 | 3 | 0.2 | 7.3 | 3131 | 1.6 |
| Radio X Manchester | H | 3182 | 193 | 6 | 0.4 | 6.4 | 1238 | 2.2 |
| Total News Broadcasting | H | 57640 | 6632 | 12 | 0.8 | 6.6 | 43882 | 4.2 |
| News Broadcasting National Network | H | 57640 | 6436 | 11 | 0.7 | 6.4 | 41426 | 4.0 |
| News Broadcasting Speech Network | H | 57640 | 4472 | 8 | 0.5 | 6.9 | 30884 | 3.0 |
| Talk (was TalkRadio) | H | 57640 | 504 | 1 | 0.1 | 10.3 | 5179 | 0.5 |
| talkSPORT Network ² | H | 57640 | 3589 | 6 | 0.4 | 5.9 | 21276 | 2.0 |
| talkSPORT | H | 57640 | 3253 | 6 | 0.3 | 6.2 | 20033 | 1.9 |
| talkSPORT2 | H | 57640 | 541 | 1 | * | 2.3 | 1243 | 0.1 |
| Times Radio | H | 57640 | 604 | 1 | 0.1 | 7.3 | 4429 | 0.4 |
| Virgin Radio Network | H | 57640 | 2235 | 4 | 0.2 | 4.7 | 10542 | 1.0 |
| Virgin Radio | H | 57640 | 1430 | 2 | 0.1 | 5.6 | 8057 | 0.8 |
| Virgin Radio 80s Plus | H | 57640 | 279 | * | * | 1.1 | 313 | * |
| Virgin Radio Anthems | H | 57640 | 468 | 1 | * | 3.1 | 1432 | 0.1 |
| Virgin Radio Chilled | H | 57640 | 355 | 1 | * | 2.1 | 740 | 0.1 |
| U105 (Greater Belfast) | H | 948 | 204 | 22 | 2.4 | 11.2 | 2279 | 12.1 |
| U105 (Outside Belfast) | Y | 620 | 23 | 4 | 0.2 | 4.9 | 112 | 0.9 |
| Sunrise Radio Group National | H | 57640 | 370 | 1 | * | 4.4 | 1610 | 0.2 |
| Sunrise Radio National | Y | 57640 | 360 | 1 | * | 4.7 | 1699 | 0.2 |

Source: "RAJAR/Ipsos/RSMB."

(1-12) See note on back cover.

QUARTERLY SUMMARY OF RADIO LISTENING



SURVEY PERIOD ENDING
15th December 2024

PART 4 - NATIONAL COMMERCIAL GROUPS



Embargoed
until 00.01 am
6th Feb 2025

| | Survey Period | Adults (15+) Pop'n '000 | Weekly Reach '000 | Weekly Reach % | Average Hours per head | Average Hours per listener | Total Hours '000 | Share in TSA % |
|----------------------------|---------------|-------------------------|-------------------|----------------|------------------------|----------------------------|------------------|----------------|
| Sunrise Radio Group London | H | 12783 | 155 | 1 | * | 3.3 | 515 | 0.3 |
| Sunrise Radio London | Y | 12783 | 145 | 1 | * | 4.0 | 578 | 0.3 |
| Sunrise Smooth | H | 12783 | 31 | * | * | 2.8 | 87 | * |

(1-12) See note on back cover.

Source: "RAJAR/Ipsos/RSMB."

QUARTERLY SUMMARY OF RADIO LISTENING



SURVEY PERIOD ENDING
15th December 2024

PART 5 - LOCAL COMMERCIAL GROUPS AND INDIVIDUAL SERVICES



Embargoed
until 00.01 am
6th Feb 2025

| | Survey Period | Adults (15+) Pop'n '000 | Weekly Reach '000 | Weekly Reach % | Average Hours per head | Average Hours per listener | Total Hours '000 | Share in TSA % |
|---|---------------|-------------------------|-------------------|----------------|------------------------|----------------------------|------------------|----------------|
| All Local Commercial Radio (ILR) | Q | 57565 | 27434 | 48 | 4.9 | 10.2 | 281149 | 27.3 |
| Bloomberg Radio | H | 12783 | 51 | * | * | 2.9 | 150 | 0.1 |
| Boom Radio | Q | 57640 | 706 | 1 | 0.1 | 10.7 | 7528 | 0.7 |
| Central FM | Y | 220 | 40 | 18 | 1.2 | 6.8 | 272 | 6.5 |
| Centreforce 883 | H | 12783 | 215 | 2 | 0.1 | 3.3 | 715 | 0.4 |
| Communicorp UK | H | 20411 | 3921 | 19 | 1.3 | 6.9 | 26938 | 7.2 |
| Capital Scotland | H | 2944 | 446 | 15 | 0.7 | 4.4 | 1956 | 3.7 |
| Capital South Wales | H | 1099 | 200 | 18 | 0.8 | 4.6 | 920 | 4.4 |
| Heart Hertfordshire | H | 746 | 77 | 10 | 0.4 | 4.3 | 329 | 2.3 |
| Heart North Wales | H | 739 | 106 | 14 | 1.1 | 7.8 | 822 | 5.4 |
| Heart Yorkshire | H | 3341 | 582 | 17 | 0.9 | 4.9 | 2858 | 5.0 |
| Smooth Radio East Midlands | H | 3358 | 504 | 15 | 1.4 | 9.0 | 4537 | 7.7 |
| Smooth Radio North East | H | 2392 | 595 | 25 | 2.0 | 8.2 | 4883 | 10.1 |
| Smooth Radio North West | H | 6073 | 1341 | 22 | 1.7 | 7.5 | 10070 | 9.0 |
| XS Manchester | H | 3182 | 124 | 4 | 0.2 | 4.5 | 562 | 1.0 |
| CountryLine Radio (was Chris Country Radio) | H | 12783 | 60 | * | * | 2.0 | 118 | 0.1 |
| DCT (Total) | Y | 641 | 138 | 21 | 1.7 | 8.0 | 1097 | 9.7 |
| Kingdom FM | Y | 296 | 42 | 14 | 0.9 | 6.0 | 254 | 4.7 |
| Original 106 (Aberdeen) | Y | 345 | 95 | 28 | 2.4 | 8.8 | 842 | 14.3 |

Source: "RAJAR/Ipsos/RSMB."

(1-12) See note on back cover.

QUARTERLY SUMMARY OF RADIO LISTENING



SURVEY PERIOD ENDING
15th December 2024

PART 5 - LOCAL COMMERCIAL GROUPS AND INDIVIDUAL SERVICES



Embargoed
until 00.01 am
6th Feb 2025

| | Survey Period | Adults (15+) Pop'n '000 | Weekly Reach '000 | Weekly Reach % | Average Hours per head | Average Hours per listener | Total Hours '000 | Share in TSA % |
|--|---------------|-------------------------|-------------------|----------------|------------------------|----------------------------|------------------|----------------|
| Total Dee Radio Group | Y | 3801 | 66 | 2 | 0.1 | 5.5 | 361 | 0.5 |
| Cheshire's Silk 106.9 | Y | 205 | 10 | 5 | 0.4 | 7.6 | 79 | 1.9 |
| Chester's Dee 106.3 (Dee on DAB) | Y | 211 | 14 | 6 | 0.5 | 7.5 | 102 | 2.6 |
| Love 80s Liverpool | Y | 1059 | 16 | 1 | 0.1 | 5.8 | 92 | 0.5 |
| Love 80s Manchester | Y | 2326 | 26 | 1 | * | 3.4 | 88 | 0.2 |
| Total Radio Essex | H | 1363 | 64 | 5 | 0.3 | 6.2 | 395 | 1.7 |
| Radio Essex | H | 764 | 34 | 4 | 0.2 | 4.6 | 156 | 1.1 |
| Radio Essex DAB | Y | 1363 | 34 | 3 | 0.2 | 7.6 | 261 | 1.1 |
| 3FM | Y | 72 | 26 | 37 | 2.9 | 8.0 | 210 | 14.3 |
| Fun Kids (London) | H | 12783 | 93 | 1 | * | 2.4 | 222 | 0.1 |
| GB News Radio | Q | 57640 | 468 | 1 | 0.1 | 7.4 | 3476 | 0.3 |
| IOW Radio | Y | 125 | 34 | 28 | 2.6 | 9.6 | 329 | 12.4 |
| KMFM Group | H | 1352 | 191 | 14 | 0.8 | 5.9 | 1120 | 3.9 |
| KMFM East | H | 617 | 102 | 16 | 1.1 | 6.4 | 652 | 5.0 |
| KMFM West | H | 735 | 89 | 12 | 0.6 | 5.3 | 468 | 3.1 |
| Lyca Group | Y | 12783 | 176 | 1 | 0.1 | 4.2 | 735 | 0.4 |
| 1458 Lyca Radio | Y | 12783 | 121 | 1 | * | 3.0 | 368 | 0.2 |
| Lyca Gold (surveyed as 1035 Dilse Radio) | Y | 12783 | 79 | 1 | * | 4.6 | 367 | 0.2 |
| Radio Mansfield 103.2 | Y | 171 | 30 | 17 | 1.4 | 8.2 | 244 | 7.1 |

Source: "RAJAR/Ipsos/RSMB."

(1-12) See note on back cover.

QUARTERLY SUMMARY OF RADIO LISTENING



SURVEY PERIOD ENDING
15th December 2024

PART 5 - LOCAL COMMERCIAL GROUPS AND INDIVIDUAL SERVICES



Embargoed
until 00.01 am
6th Feb 2025

| | Survey Period | Adults (15+) Pop'n '000 | Weekly Reach '000 | Weekly Reach % | Average Hours per head | Average Hours per listener | Total Hours '000 | Share in TSA % |
|----------------------|---------------|-------------------------|-------------------|----------------|------------------------|----------------------------|------------------|----------------|
| Manx Radio | Y | 72 | 31 | 43 | 4.9 | 11.3 | 349 | 23.8 |
| Mi-Soul | H | 12783 | 199 | 2 | * | 3.1 | 626 | 0.3 |
| More Radio Total | H | 485 | 71 | 15 | 1.2 | 8.6 | 606 | 5.8 |
| More Radio East | Y | 380 | 51 | 13 | 1.3 | 9.8 | 496 | 5.8 |
| More Radio West | Y | 105 | 13 | 13 | 1.1 | 8.5 | 113 | 5.3 |
| Panjab Radio | Y | 12783 | 105 | 1 | 0.1 | 7.3 | 763 | 0.4 |
| Q Radio | H | 1568 | 335 | 21 | 1.5 | 7.2 | 2423 | 7.7 |
| Radio Exe | Y | 580 | 55 | 9 | 0.5 | 5.5 | 302 | 2.8 |
| Star Radio Cambridge | Y | 457 | 29 | 6 | 0.3 | 4.7 | 139 | 1.7 |
| Time FM 107.5 | Y | 504 | 15 | 3 | 0.4 | 12.4 | 188 | 2.9 |
| Tindle Radio Group | Y | 147 | 79 | 53 | 5.1 | 9.6 | 754 | 29.3 |
| Channel 103 FM | Y | 89 | 50 | 56 | 4.1 | 7.4 | 364 | 23.1 |
| Island FM 104.7 | Y | 58 | 29 | 50 | 6.7 | 13.5 | 390 | 39.1 |
| The Voice | Y | 168 | 14 | 8 | 0.8 | 10.4 | 141 | 4.1 |

Source: "RAJAR/Ipsos/RSMB."

(1-12) See note on back cover.

QUARTERLY SUMMARY OF RADIO LISTENING



SURVEY PERIOD ENDING
15th December 2024

PART 6 - DEMOGRAPHIC ANALYSIS



Embargoed
until 00.01 am
6th Feb 2025

| | Survey Period | Adults (15+) Pop'n '000 | Weekly Reach '000 | Weekly Reach % | Average Hours per head | Average Hours per listener | Total Hours '000 | Share in TSA % |
|-----------------------------|---------------|-------------------------|-------------------|----------------|------------------------|----------------------------|------------------|----------------|
| ALL COMMERCIAL 15+ | Q | 57640 | 39934 | 69 | 9.7 | 13.9 | 556477 | 53.9 |
| Children 10-14 | Q | 4101 | 2535 | 62 | 4.0 | 6.4 | 16346 | 65.6 |
| 15-24 | Q | 8287 | 5302 | 64 | 5.3 | 8.3 | 43954 | 67.4 |
| 25-44 | Q | 18634 | 13475 | 72 | 9.0 | 12.4 | 166997 | 65.1 |
| 45-64 | Q | 17513 | 13114 | 75 | 12.7 | 16.9 | 221680 | 55.6 |
| 65+ | Q | 13206 | 8044 | 61 | 9.4 | 15.4 | 123846 | 39.6 |
| Main Shoppers | Q | 49556 | 34313 | 69 | 10.0 | 14.5 | 497608 | 53.0 |
| Main Shoppers with children | Q | 12843 | 9677 | 75 | 10.1 | 13.4 | 130001 | 62.8 |
| ABC1 | Q | 32408 | 22197 | 68 | 8.4 | 12.2 | 271061 | 48.4 |
| C2DE | Q | 25232 | 17738 | 70 | 11.3 | 16.1 | 285417 | 60.4 |
| ALL BBC 15+ | Q | 57640 | 31690 | 55 | 7.9 | 14.4 | 456363 | 44.2 |
| Children 10-14 | Q | 4101 | 1443 | 35 | 1.8 | 5.3 | 7588 | 30.4 |
| 15-24 | Q | 8287 | 3205 | 39 | 2.2 | 5.8 | 18586 | 28.5 |
| 25-44 | Q | 18634 | 8804 | 47 | 4.5 | 9.5 | 83474 | 32.6 |
| 45-64 | Q | 17513 | 10648 | 61 | 9.7 | 16.0 | 170251 | 42.7 |
| 65+ | Q | 13206 | 9033 | 68 | 13.9 | 20.4 | 184051 | 58.9 |
| Main Shoppers | Q | 49556 | 28061 | 57 | 8.6 | 15.1 | 423810 | 45.1 |
| Main Shoppers with children | Q | 12843 | 6502 | 51 | 5.7 | 11.2 | 72888 | 35.2 |
| ABC1 | Q | 32408 | 19494 | 60 | 8.6 | 14.3 | 278937 | 49.8 |
| C2DE | Q | 25232 | 12195 | 48 | 7.0 | 14.5 | 177426 | 37.5 |

Source: "RAJAR/Ipsos/RSMB."

(1-12) See note on back cover.

QUARTERLY SUMMARY OF RADIO LISTENING

| DEFINITIONS | |
|-------------|--|
| (1) | Audiences in local analogue areas excluded from 'All BBC Network Radio' and 'All National Commercial' totals. |
| (2) | National groups that are a combination of analogue and digital broadcast. |
| (3) | Audience to 'Opt-out' services included. |
| (4) | Station owned by Communicorp Group Limited and includes listening to the national station. |
| (5) | Includes Kiss Dance, Kiss Fresh, Kisstory & Kisstory RnB |
| (6) | Includes Capital Network (UK), Capital XTRA (UK), Capital XTRA Reloaded, Capital Anthems, Capital Chill & Capital Dance. |
| (7) | Includes Smooth Radio Network (UK), Smooth Chill, Smooth Country, Smooth Relax, Smooth Soul, Smooth 70s & Smooth 80s |
| (8) | Includes Magic, Mellow Magic, Magic Classical, Magic Soul & Magic at the Musicals |
| (9) | Includes Heart Network (UK), Heart 70s, 80s, 90s, 00s, 10s, Heart Dance, Heart Love & Heart Musicals |
| (10) | Includes listening to the national station |
| (11) | Includes Greatest Hits Network and Hits Radio Network |
| (12) | Includes Radio X Network (UK), Radio X Chilled, Radio X Classic Rock, Radio X 90s & 00s |
| (13) | Includes Classic FM, Classic FM Calm & Classic FM Movies |

| AREAS | |
|---|--|
| United Kingdom (Parts 1 and 6) | (including Channel Islands and Isle of Man) |
| Editorial Areas (Part 3) | BBC stations' defined service areas |
| Total Survey Areas (Parts 4 and 5) | Commercial stations' defined marketing areas |
| In Part 1 'BBC Local/Regional' and 'All Local Commercial' include listening to local stations outside their own Editorial/Total Survey Areas. | In Parts 3 and 5 'BBC Local Radio' and 'All Local Commercial Radio' are based on the net Editorial/Total Survey Area of the individual services making up the network. |

| SURVEY PERIODS | | |
|----------------|--|----------------------------------|
| Code | Fieldwork Dates | Sample size* (No. of diaries) |
| Q | 16 th September 2024 - 15 th December 2024 | 34,494 |
| H | 24 th June 2024 - 15 th December 2024 | 69,090 |
| Y | 1 st January 2024 - 15 th December 2024 | 140,187 |

| UNIQUE SAMPLE | | |
|---------------|--|---------------|
| Code | Fieldwork Dates | Unique Sample |
| Q | 16 th September 2024 - 15 th December 2024 | 22,230 |

| TERMS | |
|----------------------|--|
| Weekly reach | The number in thousands or as a percentage of the UK/area adult population who listen to a station for at least 5 minutes in the course of an average week |
| Average hours | The total hours of listening to a station during the course of a week, averaged: per head – across the total adult population of the UK/area per listener – across all those listening to the station for at least 5 minutes |
| Total hours | The overall number of hours of adult listening to a station in the UK/area in an average week |
| Share in TSA | The percentage of total listening time accounted for by a station in the UK/area in an average week |

please note that Sample Sizes refer to the number of diaries rather than participants, and includes panellists who may contribute up to 3 diaries per Quarter.