

QUARTERLY SUMMARY OF RADIO LISTENING



SURVEY PERIOD ENDING
31st Mar 2024

PART 1 - UNITED KINGDOM
(INCLUDING CHANNEL ISLANDS AND ISLE OF MAN)



ADULTS AGED 15 AND OVER:
POPULATION 56,348,000



Embargoed
until 00.01 am
16th May 2024

	Survey Period	Weekly Reach '000	Weekly Reach %	Average Hours per head	Average Hours per listener	Total Hours '000	Share in TSA %
All Radio	Q	49947	89	18.1	20.5	1022579	100.0
All BBC Radio	Q	31303	56	7.9	14.2	443699	43.4
All BBC Radio 15-44	Q	11623	45	3.6	8.1	93778	29.8
All BBC Radio 45+	Q	19680	65	11.5	17.8	349922	49.4
All BBC Network Radio ¹	Q	28680	51	7.1	13.9	398318	39.0
BBC Local Radio	Q	6852	12	0.8	6.6	45381	4.4
All Commercial Radio	Q	39670	70	9.8	14.0	553961	54.2
All Commercial Radio 15-44	Q	18541	71	8.1	11.4	211096	67.1
All Commercial Radio 45+	Q	21128	70	11.3	16.2	342865	48.4
All National Commercial ¹	Q	26715	47	4.7	9.9	264270	25.8
All Local Commercial Radio (National TSA)	Q	27609	49	5.1	10.5	289691	28.3
Other Radio	Q	5982	11	0.4	4.2	24919	2.4


(1) See note on back cover.


For survey periods and other definitions please see back cover.

Please note that the information contained within this quarterly data release has yet to be announced or otherwise made public and as such could constitute relevant information for the purposes of section 118 of FSMA and non-public price sensitive information for the purposes of the Criminal Justice Act 1993. Failure to comply with this embargo could result in prosecution.

Source: "RAJAR/Ipsos/RSMB."

QUARTERLY SUMMARY OF RADIO LISTENING

 SURVEY PERIOD ENDING **31st Mar 2024** **PART 2 - NATIONAL SERVICES**

 **Embargoed**
until 00.01 am
16th May 2024


	Survey Period	Adults (15+) Pop'n '000	Weekly Reach '000	Weekly Reach %	Average Hours per head	Average Hours per listener	Total Hours '000	Share in TSA %
All BBC Network Radio ¹	Q	56348	28680	51	7.1	13.9	398318	39.0
BBC Radio 1	Q	56348	7310	13	0.8	6.3	46137	4.5
BBC Radio 1Xtra	H	56348	786	1	0.1	4.5	3502	0.3
BBC Radio 2	Q	56348	13228	23	2.5	10.6	140393	13.7
BBC Radio 3	Q	56348	1995	4	0.3	8.0	16029	1.6
BBC Radio 4 (including 4 Extra)	Q	56348	9633	17	2.2	13.1	125987	12.3
BBC Radio 4	Q	56348	9204	16	2.0	12.3	113150	11.1
BBC Radio 4 Extra	Q	56348	1506	3	0.2	8.5	12837	1.3
BBC Radio 5 live (inc. sports extra)	Q	56348	5252	9	0.6	5.9	31168	3.0
BBC Radio 5 live	Q	56348	4889	9	0.5	6.0	29368	2.9
BBC Radio 5 Sports Extra	Q	56348	971	2	*	1.9	1800	0.2
BBC 6 Music	Q	56348	2548	5	0.5	10.0	25393	2.5
BBC Asian Network UK	H	56348	542	1	*	4.2	2277	0.2
BBC World Service	Q	56348	1225	2	0.1	5.8	7061	0.7
All National Commercial ¹	Q	56348	26715	47	4.7	9.9	264270	25.8
Absolute Radio Network ²	H	56348	5483	10	0.6	6.5	35409	3.5
Absolute Radio	Q	56348	2236	4	0.3	7.0	15723	1.5
Absolute Radio 60s	H	56348	123	*	*	3.5	432	*
Absolute Radio 70s	H	56348	287	1	*	2.8	811	0.1

Source: "RAJAR/ipsos/RSMB."

[1-12] See note on back cover.

QUARTERLY SUMMARY OF RADIO LISTENING

 SURVEY PERIOD ENDING **31st Mar 2024** **PART 2 - NATIONAL SERVICES**

 **Embargoed**
until 00.01 am
16th May 2024


	Survey Period	Adults (15+) Pop'n '000	Weekly Reach '000	Weekly Reach %	Average Hours per head	Average Hours per listener	Total Hours '000	Share in TSA %
Absolute 80s	Q	56348	1556	3	0.1	4.9	7554	0.7
Absolute Radio 90s	H	56348	968	2	0.1	3.6	3474	0.3
Absolute Radio 00s	H	56348	292	1	*	2.6	757	0.1
Absolute Radio 10s	H	56348	174	*	*	1.1	189	*
Absolute Classic Rock	H	56348	852	2	0.1	4.8	4080	0.4
Absolute Radio Country	H	56348	392	1	*	6.2	2427	0.2
Boom Radio	Q	56348	602	1	0.1	11.8	7127	0.7
Capital Brand (UK) ⁶	H	56348	8308	15	0.8	5.1	42467	4.2
Capital Chill	Q	56348	190	*	*	5.2	979	0.1
Capital Dance	Q	56348	995	2	0.1	4.8	4737	0.5
Capital Network (UK) ²	H	56348	6243	11	0.5	4.7	29411	2.9
Capital XTRA Brand UK ²	H	56348	2055	4	0.1	3.7	7660	0.7
Capital XTRA (UK) ²	H	56348	1692	3	0.1	3.5	5875	0.6
Capital XTRA Reloaded	Q	56348	603	1	*	3.5	2084	0.2
Classic FM	Q	56348	4440	8	0.7	8.4	37234	3.6
GB News Radio	Q	56348	455	1	0.1	7.1	3207	0.3
Gold Network (UK) ²	H	56348	1810	3	0.2	6.8	12352	1.2
Greatest Hits Network (exc Partners) ²	H	56348	7798	14	1.2	8.4	65208	6.4
Greatest Hits Radio ²	H	56348	7687	14	1.1	8.3	64134	6.3

Source: "RAJAR/ipsos/RSMB."

[1-12] See note on back cover.

QUARTERLY SUMMARY OF RADIO LISTENING

 SURVEY PERIOD ENDING **31st Mar 2024** **PART 2 - NATIONAL SERVICES**

 **Embargoed**
until 00.01 am
16th May 2024


	Survey Period	Adults (15+) Pop'n '000	Weekly Reach '000	Weekly Reach %	Average Hours per head	Average Hours per listener	Total Hours '000	Share in TSA %
Heart Brand (UK) ⁹	H	56348	12393	22	1.4	6.5	80814	7.9
Heart 70s	Q	56348	727	1	*	3.0	2190	0.2
Heart 80s	Q	56348	1860	3	0.1	4.1	7686	0.8
Heart 90s	Q	56348	1117	2	0.1	3.7	4159	0.4
Heart 00s	Q	56348	994	2	0.1	3.7	3639	0.4
Heart Dance	Q	56348	970	2	0.1	3.4	3345	0.3
Heart Network (UK) ²	H	56348	9442	17	1.1	6.4	60217	5.9
Heat	H	56348	504	1	*	2.7	1372	0.1
Hits Radio Network (exc Partners) ²	H	56348	6716	12	0.9	7.5	50529	4.9
Hits Radio Portfolio (exc Partners) ¹¹	H	56348	13155	23	2.1	8.8	115737	11.3
Hits Radio ²	H	56348	4533	8	0.5	6.4	28939	2.8
Jazz FM	H	56348	431	1	*	3.7	1609	0.2
Kerrang!	H	56348	456	1	*	5.3	2397	0.2
KISS Network ⁵	H	56348	4102	7	0.3	4.6	18786	1.8
KISS Fresh	H	56348	225	*	*	2.6	582	0.1
KISSTORY	Q	56348	2089	4	0.2	4.2	8727	0.9
LBC Brand (UK) ²	H	56348	3260	6	0.5	9.3	30247	3.0
Magic Network ⁸	H	56348	4417	8	0.4	5.3	23355	2.3
Magic at the Musicals	H	56348	200	*	*	4.3	857	0.1

Source: "RAJAR/ipsos/RSMB."

[1-12] See note on back cover.

QUARTERLY SUMMARY OF RADIO LISTENING

 SURVEY PERIOD ENDING **31st Mar 2024** **PART 2 - NATIONAL SERVICES**

 **Embargoed**
until 00.01 am
16th May 2024

	Survey Period	Adults (15+) Pop'n '000	Weekly Reach '000	Weekly Reach %	Average Hours per head	Average Hours per listener	Total Hours '000	Share in TSA %
Magic Chilled	H	56348	432	1	*	3.0	1293	0.1
Magic Soul	H	56348	512	1	*	4.1	2121	0.2
Mellow Magic	H	56348	499	1	*	3.8	1876	0.2
Planet Rock	Q	56348	1039	2	0.2	10.2	10642	1.0
Scala Radio	H	56348	188	*	*	9.0	1692	0.2
Smooth Brand (UK) ⁷	H	56348	6528	12	0.8	6.5	42308	4.1
Smooth Chill	Q	56348	402	1	*	4.7	1881	0.2
Smooth Country	Q	56348	358	1	*	5.1	1821	0.2
Smooth Relax	Q	56348	348	1	*	4.3	1490	0.1
Smooth Radio Network (UK) ²	H	56348	5804	10	0.7	6.5	37747	3.7
Sunrise Radio National	Y	56348	329	1	*	4.7	1535	0.1
TalkRadio	H	56348	757	1	0.1	6.6	5032	0.5
talkSPORT Network ²	H	56348	3718	7	0.4	6.1	22539	2.2
Times Radio	H	56348	503	1	0.1	8.8	4426	0.4
Virgin Radio Network	H	56348	1921	3	0.2	5.9	11329	1.1
Radio X Brand (UK) ¹²	H	56348	2217	4	0.3	8.5	18812	1.8
Radio X Classic Rock	Q	56348	241	*	*	6.3	1525	0.1
Radio X Network (UK) ²	H	56348	2069	4	0.3	8.5	17512	1.7

Source: "RAJAR/ipsos/RSMB."

[1-12] See note on back cover.

QUARTERLY SUMMARY OF RADIO LISTENING



SURVEY PERIOD ENDING
31st Mar 2024

PART 3 - INDIVIDUAL BBC SERVICES



Embargoed
until 00.01 am
16th May 2024

	Survey Period	Adults (15+) Pop'n '000	Weekly Reach '000	Weekly Reach %	Average Hours per head	Average Hours per listener	Total Hours '000	Share in TSA %
BBC NETWORK RADIO								
BBC Radio 1	Q	56348	7310	13	0.8	6.3	46137	4.5
BBC Radio 1Xtra	H	56348	786	1	0.1	4.5	3502	0.3
BBC Radio 2	Q	56348	13228	23	2.5	10.6	140393	13.7
BBC Radio 3	Q	56348	1995	4	0.3	8.0	16029	1.6
BBC Radio 4 (including 4 Extra)	Q	56348	9633	17	2.2	13.1	125987	12.3
BBC Radio 4	Q	56348	9204	16	2.0	12.3	113150	11.1
BBC Radio 4 Extra	Q	56348	1506	3	0.2	8.5	12837	1.3
BBC Radio 5 live (inc. sports extra)	Q	56348	5252	9	0.6	5.9	31168	3.0
BBC Radio 5 live	Q	56348	4889	9	0.5	6.0	29368	2.9
BBC Radio 5 Sports Extra	Q	56348	971	2	*	1.9	1800	0.2
BBC 6 Music	Q	56348	2548	5	0.5	10.0	25393	2.5
BBC Asian Network UK	H	56348	542	1	*	4.2	2277	0.2
BBC World Service	Q	56348	1225	2	0.1	5.8	7061	0.7
NATIONAL REGIONAL								
BBC Radio Scotland	H	4649	801	17	1.0	5.7	4577	5.8
BBC Radio Ulster ³	H	1558	462	30	3.2	10.7	4923	16.2
BBC Radio Wales	H	2628	348	13	1.1	8.1	2807	5.5
BBC Radio Cymru ³	H	2628	113	4	0.5	12.2	1373	2.7

Source: "RAJAR/Ipsos/RSMB."

[1-12] See note on back cover.

QUARTERLY SUMMARY OF RADIO LISTENING



SURVEY PERIOD ENDING
31st Mar 2024

PART 3 - INDIVIDUAL BBC SERVICES



Embargoed
until 00.01 am
16th May 2024

	Survey Period	Adults (15+) Pop'n '000	Weekly Reach '000	Weekly Reach %	Average Hours per head	Average Hours per listener	Total Hours '000	Share in TSA %
LOCAL								
BBC Local Radio in England	Q	45949	4779	10	0.7	6.4	30394	3.6
BBC Radio Berkshire	H	987	77	8	0.5	5.9	457	3.0
BBC Radio Bristol	H	946	47	5	0.1	2.4	114	0.6
BBC Radio Cambridgeshire	H	896	74	8	0.6	7.1	524	3.0
BBC Radio Cornwall	H	495	88	18	2.4	13.4	1172	10.8
BBC CWR	H	821	69	8	0.9	10.1	699	4.8
BBC Radio Cumbria	H	425	82	19	1.4	7.4	605	7.3
BBC Radio Derby	H	684	134	20	1.7	8.5	1130	9.0
BBC Radio Devon	H	1050	128	12	0.9	7.4	950	4.7
BBC Essex	H	1448	139	10	0.9	8.9	1238	4.5
BBC Radio Gloucestershire	H	542	47	9	0.5	5.4	257	2.3
BBC Hereford & Worcester	H	539	77	14	1.1	7.5	577	5.4
BBC Radio Humberside	H	781	132	17	1.3	7.8	1026	6.3
BBC Radio Kent	H	1759	124	7	0.3	3.7	457	1.2
BBC Radio Lancashire	H	1247	148	12	0.9	7.2	1067	4.7
BBC Radio Leeds	H	1739	156	9	0.4	4.7	728	2.4
BBC Radio Leicester	H	891	126	14	0.7	4.7	591	3.8
BBC Radio Lincolnshire	H	590	64	11	0.8	7.3	465	3.8

Source: "RAJAR/Ipsos/RSMB."

[1-12] See note on back cover.

QUARTERLY SUMMARY OF RADIO LISTENING



SURVEY PERIOD ENDING
31st Mar 2024

PART 3 - INDIVIDUAL BBC SERVICES



Embargoed
until 00.01 am
16th May 2024

	Survey Period	Adults (15+) Pop'n '000	Weekly Reach '000	Weekly Reach %	Average Hours per head	Average Hours per listener	Total Hours '000	Share in TSA %
BBC Radio London	Q	12479	510	4	0.1	3.4	1726	0.9
BBC Radio Manchester	H	2341	173	7	0.4	5.5	948	2.6
BBC Radio Merseyside	H	1736	190	11	1.1	9.7	1839	5.7
BBC Radio Newcastle	H	1475	205	14	0.8	5.6	1139	4.4
BBC Radio Norfolk	H	920	113	12	1.3	10.5	1186	6.1
BBC Radio Northampton	H	574	75	13	0.8	5.8	440	4.2
BBC Radio Nottingham	H	933	132	14	0.8	5.9	780	4.8
BBC Radio Oxford	H	587	80	14	0.7	4.8	387	3.6
BBC Radio Sheffield	H	1322	135	10	0.5	5.0	682	3.0
BBC Radio Shropshire	H	433	65	15	1.0	6.5	422	5.5
Total BBC Radio Solent	Y	1917	200	10	0.9	8.3	1660	4.2
BBC Radio Somerset	H	487	56	11	0.9	8.2	459	4.4
BBC Radio Stoke	H	705	108	15	1.4	8.8	952	7.3
BBC Radio Suffolk	H	631	75	12	1.0	8.7	656	4.7
BBC Radio Sussex and BBC Radio Surrey	H	2703	184	7	0.7	10.7	1964	3.5
BBC Radio Tees	H	803	99	12	0.7	5.9	579	3.7
BBC Three Counties Radio	H	1469	99	7	0.6	9.3	918	3.5
BBC Radio WM	H	2483	198	8	0.3	3.9	766	1.7
BBC Radio Wiltshire/Swindon	H	669	70	10	0.6	6.1	429	2.7

Source: "RAJAR/Ipsos/RSMB."

[1-12] See note on back cover.

QUARTERLY SUMMARY OF RADIO LISTENING



SURVEY PERIOD ENDING
31st Mar 2024

PART 3 - INDIVIDUAL BBC SERVICES



Embargoed
until 00.01 am
16th May 2024

	Survey Period	Adults (15+) Pop'n '000	Weekly Reach '000	Weekly Reach %	Average Hours per head	Average Hours per listener	Total Hours '000	Share in TSA %
BBC Radio York	H	603	54	9	0.5	5.9	319	3.3
BBC Radio Guernsey	Y	52	13	25	1.6	6.4	82	10.1
BBC Radio Jersey	Y	94	23	25	2.2	8.6	203	13.2

[1-12] See note on back cover.

QUARTERLY SUMMARY OF RADIO LISTENING



SURVEY PERIOD ENDING
31st Mar 2024

PART 4 - NATIONAL COMMERCIAL GROUPS



Embargoed
until 00.01 am
16th May 2024

	Survey Period	Adults (15+) Pop'n '000	Weekly Reach '000	Weekly Reach %	Average Hours per head	Average Hours per listener	Total Hours '000	Share in TSA %
Bauer Media Audio UK - Total (exc Partners)	H	56348	22655	40	3.8	9.4	212343	20.8
Absolute Radio Network ²	H	56348	5483	10	0.6	6.5	35409	3.5
Absolute Radio	Q	56348	2236	4	0.3	7.0	15723	1.5
Absolute Radio 60s	H	56348	123	*	*	3.5	432	*
Absolute Radio 70s	H	56348	287	1	*	2.8	811	0.1
Absolute 80s	Q	56348	1556	3	0.1	4.9	7554	0.7
Absolute Radio 90s	H	56348	968	2	0.1	3.6	3474	0.3
Absolute Radio 00s	H	56348	292	1	*	2.6	757	0.1
Absolute Radio 10s	H	56348	174	*	*	1.1	189	*
Absolute Classic Rock	H	56348	852	2	0.1	4.8	4080	0.4
Absolute Radio Country	H	56348	392	1	*	6.2	2427	0.2
Hits Radio Portfolio (exc Partners) ¹¹	H	56348	13155	23	2.1	8.8	115737	11.3
Greatest Hits Network (exc Partners) ²	H	56348	7798	14	1.2	8.4	65208	6.4
Downtown Country	H	1558	122	8	0.7	8.8	1074	3.5
Greatest Hits Radio	H	56348	7687	14	1.1	8.3	64134	6.3
Greatest Hits Radio (Ayrshire & Dumfries & Galloway)	Y	397	67	17	2.2	13.1	879	12.0
Greatest Hits Radio (Bath & South West)	Y	381	46	12	1.1	9.0	415	4.4
Greatest Hits Radio (Berkshire & North Hampshire)	H	754	98	13	0.9	7.0	684	5.8
Greatest Hits Radio (Black Country & Shropshire)	H	1595	102	6	0.5	7.4	749	2.6

Source: "RAJAR/Ipsos/RSMB."

[1-12] See note on back cover.

QUARTERLY SUMMARY OF RADIO LISTENING



SURVEY PERIOD ENDING
31st Mar 2024

PART 4 - NATIONAL COMMERCIAL GROUPS



Embargoed
until 00.01 am
16th May 2024

	Survey Period	Adults (15+) Pop'n '000	Weekly Reach '000	Weekly Reach %	Average Hours per head	Average Hours per listener	Total Hours '000	Share in TSA %
Greatest Hits Radio (Bradford & West Yorkshire)	H	804	114	14	1.2	8.5	969	7.1
Greatest Hits Radio (Bristol & South West)	H	907	170	19	1.5	7.9	1337	7.4
Greatest Hits Radio (Bucks Beds & Herts)	H	1182	74	6	0.6	9.8	721	3.4
Greatest Hits Radio (Cambridgeshire)	H	531	41	8	0.5	6.9	281	2.8
Greatest Hits Radio (Cornwall)	H	522	68	13	1.1	8.3	563	4.9
Greatest Hits Radio (Coventry & Warwickshire)	H	741	74	10	0.5	5.3	392	3.0
Greatest Hits Radio (Cumbria)	Y	256	75	29	2.9	10.0	753	15.2
Greatest Hits Radio (Devon)	H	760	87	11	0.9	7.8	673	4.5
Greatest Hits Radio (Dorset East)	Y	429	54	12	0.7	5.9	313	3.9
Greatest Hits Radio (Dorset West)	Y	193	58	30	3.3	10.9	630	13.0
Greatest Hits Radio (East Midlands)	H	2418	245	10	0.6	5.8	1410	3.3
Greatest Hits Radio (East Yorkshire & Northern Lincolnshire)	H	933	133	14	1.1	7.4	987	5.3
Greatest Hits Radio (Edinburgh & the Lothians & Fife & Falkirk)	H	1202	131	11	0.7	6.4	836	4.5
Greatest Hits Radio (Essex)	H	581	81	14	1.2	8.5	692	6.5
Greatest Hits Radio (Glasgow & the West)	H	1954	226	12	0.7	5.8	1317	3.8
Greatest Hits Radio (Gloucestershire)	Y	419	40	10	0.7	7.1	286	3.5
Greatest Hits Radio (Greater Manchester)	H	2641	274	10	0.7	7.2	1975	4.7
Greatest Hits Radio (Great Yarmouth)	Y	182	52	29	3.7	12.7	664	13.6
Greatest Hits Radio (Harrogate & Yorkshire Dales)	Y	249	43	17	1.8	10.1	439	10.0

Source: "RAJAR/ipsos/RSMB."

[1-12] See note on back cover.

QUARTERLY SUMMARY OF RADIO LISTENING



SURVEY PERIOD ENDING
31st Mar 2024

PART 4 - NATIONAL COMMERCIAL GROUPS



Embargoed
until 00.01 am
16th May 2024

	Survey Period	Adults (15+) Pop'n '000	Weekly Reach '000	Weekly Reach %	Average Hours per head	Average Hours per listener	Total Hours '000	Share in TSA %
Greatest Hits Radio (Herefordshire & Worcestershire)	Y	511	65	13	1.1	8.4	546	5.1
Greatest Hits Radio (Kent)	H	1322	108	8	0.9	10.4	1129	3.9
Greatest Hits Radio (Lancashire)	H	1643	156	9	0.8	8.8	1370	4.5
Greatest Hits Radio (Leeds & West Yorkshire)	H	752	177	24	2.2	9.3	1644	12.1
Greatest Hits Radio (Lincolnshire)	H	917	152	17	1.9	11.6	1760	9.2
Greatest Hits Radio (Liverpool)	H	1974	343	17	1.7	9.8	3359	9.1
Greatest Hits Radio (London)	Q	12479	1125	9	0.5	5.4	6082	3.1
Greatest Hits Radio (Northamptonshire)	H	634	62	10	0.6	6.3	393	3.4
Greatest Hits Radio (North Derbyshire)	Y	475	70	15	1.2	8.2	579	6.3
Greatest Hits Radio (North East Scotland)	Y	343	55	16	1.2	7.7	421	6.8
Greatest Hits Radio (Northern Ireland)	H	1558	70	4	0.2	4.9	340	1.1
Greatest Hits Radio (North Norfolk)	Y	81	20	25	2.9	11.8	237	13.4
Greatest Hits Radio (North of Scotland)	Y	257	22	9	0.5	6.1	138	2.6
Greatest Hits Radio (Norwich)	Y	512	115	22	1.7	7.4	856	8.3
Greatest Hits Radio (Oxfordshire)	H	576	101	18	1.1	6.1	619	6.1
Greatest Hits Radio (Peterborough Stamford & Rutland)	H	479	60	13	1.0	7.7	464	4.7
Greatest Hits Radio (Plymouth)	Y	263	49	19	1.9	10.3	501	9.6
Greatest Hits Radio (Salisbury)	Y	130	32	25	2.4	9.9	316	9.9
Greatest Hits Radio (Scottish Borders & North Northumberland)	Y	111	40	36	3.5	9.6	387	19.1

Source: "RAJAR/Ipsos/RSMB."

[1-12] See note on back cover.

QUARTERLY SUMMARY OF RADIO LISTENING



SURVEY PERIOD ENDING
31st Mar 2024

PART 4 - NATIONAL COMMERCIAL GROUPS



Embargoed
until 00.01 am
16th May 2024

	Survey Period	Adults (15+) Pop'n '000	Weekly Reach '000	Weekly Reach %	Average Hours per head	Average Hours per listener	Total Hours '000	Share in TSA %
Greatest Hits Radio (Somerset)	Y	447	66	15	1.5	10.2	672	7.0
Greatest Hits Radio (South Coast) (surveyed as Wave 105)	H	1879	521	28	3.5	12.5	6514	16.7
Greatest Hits Radio (South Wales)	H	1653	136	8	0.4	5.2	711	2.4
Greatest Hits Radio (South Yorkshire)	H	1345	272	20	2.6	12.7	3447	15.0
Greatest Hits Radio (Staffordshire & Cheshire)	H	868	84	10	0.9	9.2	771	4.8
Greatest Hits Radio (Suffolk)	Y	481	64	13	1.4	10.6	677	6.8
Greatest Hits Radio (Surrey & East Hampshire)	H	627	54	9	0.7	7.8	419	4.0
Greatest Hits Radio (Sussex)	H	1303	140	11	1.0	9.3	1294	4.4
Greatest Hits Radio (Swindon)	Y	278	38	14	1.4	9.9	381	6.3
Greatest Hits Radio (Tayside & Fife)	Y	384	49	13	1.4	11.2	546	8.6
Greatest Hits Radio (Teesside)	H	831	73	9	0.7	7.6	559	3.4
Greatest Hits Radio (Tyne & Wear)	H	1522	115	8	0.6	7.8	893	3.3
Greatest Hits Radio (Wakefield)	Y	325	77	24	1.6	6.6	504	9.7
Greatest Hits Radio (West Midlands)	H	3917	411	10	0.9	8.2	3348	4.7
Greatest Hits Radio (West Norfolk)	Y	195	52	27	2.5	9.3	485	12.0
Greatest Hits Radio (York & North Yorkshire)	Y	366	77	21	1.7	8.3	636	10.0
Greatest Hits Radio (Yorkshire Coast)	Y	127	32	25	2.3	9.1	290	11.6
Hits Radio Network (exc Partners) ²	H	56348	6716	12	0.9	7.5	50529	4.9
Hits Radio ²	H	56348	4533	8	0.5	6.4	28939	2.8

Source: "RAJAR/ipsos/RSMB."

[1-12] See note on back cover.

QUARTERLY SUMMARY OF RADIO LISTENING



SURVEY PERIOD ENDING
31st Mar 2024

PART 4 - NATIONAL COMMERCIAL GROUPS



Embargoed
until 00.01 am
16th May 2024

	Survey Period	Adults (15+) Pop'n '000	Weekly Reach '000	Weekly Reach %	Average Hours per head	Average Hours per listener	Total Hours '000	Share in TSA %
Hits Radio (Birmingham) (surveyed as Free Radio (Birmingham))	H	2318	299	13	0.8	6.2	1845	4.5
Hits Radio (Black Country & Shropshire) (surveyed as Free Radio (Black Country & Shropshire))	H	1595	97	6	0.4	7.2	697	2.4
Hits Radio (Bristol & South West)	H	907	54	6	0.4	6.5	348	1.9
Hits Radio (Cornwall) (surveyed as Pirate FM)	H	522	140	27	3.1	11.4	1594	14.0
Hits Radio (Coventry & Warwickshire) (surveyed as Free Radio (Coventry & Warwickshire))	H	741	139	19	1.5	8.2	1141	8.7
Hits Radio (Cumbria)	Y	256	11	4	0.1	2.8	32	0.6
Hits Radio (Dorset)	Y	429	23	5	0.2	4.4	101	1.3
Hits Radio (East Midlands) (surveyed as Gem)	H	2494	253	10	0.7	7.2	1826	4.1
Hits Radio (East Yorkshire & Northern Lincolnshire) (surveyed as Viking FM)	H	933	179	19	1.2	6.3	1124	6.0
Hits Radio (Herefordshire & Worcestershire) (surveyed as Free Radio (Herefordshire & Worcestershire))	Y	511	88	17	1.3	7.3	643	6.0
Hits Radio (Lancashire) (surveyed as Rock FM)	H	1614	233	14	1.1	7.6	1770	6.0
Hits Radio (Lincs) (surveyed as Lincs FM)	H	917	151	16	1.4	8.8	1328	6.9
Hits Radio (Liverpool & the North West) (surveyed as Radio City)	H	1974	354	18	1.2	6.7	2391	6.5
Hits Radio (Manchester)	H	2641	289	11	0.8	7.1	2057	4.9
Hits Radio (North East - Teesside) (surveyed as TFM)	H	831	138	17	0.9	5.4	743	4.6
Hits Radio (North East - Tyne & Wear) (surveyed as Metro Radio)	H	1522	382	25	1.7	6.7	2561	9.5
Hits Radio (Oxfordshire)	H	576	40	7	0.2	3.1	124	1.2
Hits Radio (South Coast)	H	1227	29	2	*	1.8	53	0.2
Hits Radio (South Wales) (surveyed as 96.4 FM The Wave)	H	1653	130	8	0.5	6.8	880	3.0

Source: "RAJAR/Ipsos/RSMB."

[1-12] See note on back cover.

QUARTERLY SUMMARY OF RADIO LISTENING



SURVEY PERIOD ENDING
31st Mar 2024

PART 4 - NATIONAL COMMERCIAL GROUPS



Embargoed
until 00.01 am
16th May 2024

	Survey Period	Adults (15+) Pop'n '000	Weekly Reach '000	Weekly Reach %	Average Hours per head	Average Hours per listener	Total Hours '000	Share in TSA %
Hits Radio (South Yorkshire) (surveyed as Hallam FM)	H	1345	329	25	1.6	6.4	2123	9.2
Hits Radio (Staffordshire & Cheshire) (surveyed as Signal One)	H	868	229	26	1.9	7.1	1622	10.1
Hits Radio (West Yorkshire) (surveyed as Pulse 1)	H	1849	184	10	0.4	4.4	819	2.6
Clyde 1	H	1954	706	36	3.6	10.0	7064	20.3
Cool FM	H	1558	527	34	2.8	8.4	4429	14.6
Downtown Radio	H	1558	298	19	2.0	10.3	3076	10.2
Forth 1	H	1202	370	31	2.8	9.1	3374	18.0
MFR	Y	257	89	35	2.8	8.2	731	13.8
Northsound 1	Y	343	128	37	2.1	5.6	720	11.6
Tay FM	Y	384	110	29	2.8	9.9	1092	17.2
West FM	Y	288	106	37	3.8	10.4	1107	21.3
Heat	H	56348	504	1	*	2.7	1372	0.1
Jazz FM	H	56348	431	1	*	3.7	1609	0.2
Kerrang!	H	56348	456	1	*	5.3	2397	0.2
KISS Network ⁵	H	56348	4102	7	0.3	4.6	18786	1.8
KISS	Q	56348	2293	4	0.1	3.6	8198	0.8
KISS (East)	H	699	52	7	0.2	2.1	112	0.7
KISS (London)	Q	12479	875	7	0.2	3.4	2995	1.5
KISS (West)	H	2583	311	12	0.6	5.4	1670	3.1

Source: "RAJAR/Ipsos/RSMB."

[1-12] See note on back cover.

QUARTERLY SUMMARY OF RADIO LISTENING



SURVEY PERIOD ENDING
31st Mar 2024

PART 4 - NATIONAL COMMERCIAL GROUPS



Embargoed
until 00.01 am
16th May 2024

	Survey Period	Adults (15+) Pop'n '000	Weekly Reach '000	Weekly Reach %	Average Hours per head	Average Hours per listener	Total Hours '000	Share in TSA %
KISS Fresh	H	56348	225	*	*	2.6	582	0.1
KISSTORY	Q	56348	2089	4	0.2	4.2	8727	0.9
Magic Network ⁸	H	56348	4417	8	0.4	5.3	23355	2.3
Magic ²	Q	56348	3069	5	0.3	5.1	15715	1.5
Magic (London)	Q	12479	1421	11	0.6	5.5	7833	3.9
Magic at the Musicals	H	56348	200	*	*	4.3	857	0.1
Magic Chilled	H	56348	432	1	*	3.0	1293	0.1
Magic Soul	H	56348	512	1	*	4.1	2121	0.2
Mellow Magic	H	56348	499	1	*	3.8	1876	0.2
Planet Rock	Q	56348	1039	2	0.2	10.2	10642	1.0
Scala Radio	H	56348	188	*	*	9.0	1692	0.2
Total Global Radio (UK)	H	56348	26229	47	4.4	9.4	245387	24.0
Capital Brand (UK) ⁶	H	56348	8308	15	0.8	5.1	42467	4.2
Capital Chill	Q	56348	190	*	*	5.2	979	0.1
Capital Dance	Q	56348	995	2	0.1	4.8	4737	0.5
Capital Network (UK) ²	H	56348	6243	11	0.5	4.7	29411	2.9
Capital Liverpool ¹⁰	H	1101	167	15	0.8	5.5	916	4.5
Capital London ¹⁰	Q	12479	1486	12	0.5	4.6	6834	3.4
Capital Mid Counties	Y	1107	140	13	0.7	5.9	824	4.1

Source: "RAJAR/Ipsos/RSMB."

[1-12] See note on back cover.

QUARTERLY SUMMARY OF RADIO LISTENING



SURVEY PERIOD ENDING
31st Mar 2024

PART 4 - NATIONAL COMMERCIAL GROUPS



Embargoed
until 00.01 am
16th May 2024

	Survey Period	Adults (15+) Pop'n '000	Weekly Reach '000	Weekly Reach %	Average Hours per head	Average Hours per listener	Total Hours '000	Share in TSA %
Capital Mid Counties - North ¹⁰	Y	276	28	10	0.4	3.9	110	2.3
Capital Mid Counties - South ¹⁰	H	830	107	13	0.7	5.6	598	4.0
Capital Midlands	H	5707	851	15	0.7	4.7	3967	3.9
Capital Birmingham ¹⁰	H	2343	372	16	0.6	3.8	1427	3.4
Capital East Midlands ¹⁰	H	2416	346	14	0.8	5.3	1829	4.3
Capital East Midlands - Derbyshire	H	569	69	12	0.6	5.2	358	3.4
Capital East Midlands - Leicestershire	H	851	132	16	0.9	5.9	785	5.5
Capital East Midlands - Nottinghamshire	H	1047	153	15	0.7	4.8	734	3.9
Capital North East ¹⁰	H	2267	384	17	0.9	5.5	2101	5.1
Capital North West	H	3705	454	12	0.5	4.4	2009	3.3
Capital Lancashire ¹⁰	H	614	68	11	0.5	4.3	294	2.8
Capital Manchester ¹⁰	H	3090	385	12	0.6	4.4	1715	3.4
Capital North West and Wales ¹⁰	H	1055	124	12	0.7	5.7	709	3.2
Capital Scotland ⁴	H	2931	387	13	0.4	3.1	1189	2.4
Capital South	H	1579	146	9	0.4	4.7	682	2.1
Capital Brighton ¹⁰	Y	371	22	6	0.2	3.5	76	1.0
Capital South Coast ¹⁰	H	1208	121	10	0.5	4.8	585	2.3
Capital South Wales ⁴	H	1069	191	18	0.9	5.3	1012	5.0
Capital Yorkshire ¹⁰	H	4730	768	16	1.0	6.1	4650	5.5

Source: "RAJAR/ipsos/RSMB."

[1-12] See note on back cover.

QUARTERLY SUMMARY OF RADIO LISTENING



SURVEY PERIOD ENDING
31st Mar 2024

PART 4 - NATIONAL COMMERCIAL GROUPS



Embargoed
until 00.01 am
16th May 2024

	Survey Period	Adults (15+) Pop'n '000	Weekly Reach '000	Weekly Reach %	Average Hours per head	Average Hours per listener	Total Hours '000	Share in TSA %
Capital XTRA Brand UK ²	H	56348	2055	4	0.1	3.7	7660	0.7
Capital XTRA (UK) ²	H	56348	1692	3	0.1	3.5	5875	0.6
Capital XTRA (London)	Q	12479	670	5	0.2	3.7	2446	1.2
Capital XTRA Reloaded	Q	56348	603	1	*	3.5	2084	0.2
Classic FM	Q	56348	4440	8	0.7	8.4	37234	3.6
Gold Network (UK) ²	H	56348	1810	3	0.2	6.8	12352	1.2
Gold Cambridgeshire	H	954	29	3	0.2	6.1	178	1.0
Gold East Midlands	H	3038	139	5	0.3	6.7	931	1.7
Gold London	Q	12479	325	3	0.1	4.4	1416	0.7
Gold Manchester	H	3090	133	4	0.3	6.6	880	1.7
Heart Brand (UK) ⁹	H	56348	12393	22	1.4	6.5	80814	7.9
Heart 70s	Q	56348	727	1	*	3.0	2190	0.2
Heart 80s	Q	56348	1860	3	0.1	4.1	7686	0.8
Heart 90s	Q	56348	1117	2	0.1	3.7	4159	0.4
Heart 00s	Q	56348	994	2	0.1	3.7	3639	0.4
Heart Dance	Q	56348	970	2	0.1	3.4	3345	0.3
Heart Network (UK) ²	H	56348	9442	17	1.1	6.4	60217	5.9
Heart East	H	5953	1178	20	1.7	8.5	9997	8.7
Heart Cambridgeshire ¹⁰	H	954	184	19	1.6	8.5	1561	8.3

Source: "RAJAR/ipsos/RSMB."

[1-12] See note on back cover.

QUARTERLY SUMMARY OF RADIO LISTENING



SURVEY PERIOD ENDING
31st Mar 2024

PART 4 - NATIONAL COMMERCIAL GROUPS



Embargoed
until 00.01 am
16th May 2024

	Survey Period	Adults (15+) Pop'n '000	Weekly Reach '000	Weekly Reach %	Average Hours per head	Average Hours per listener	Total Hours '000	Share in TSA %
Heart East Anglia	H	1312	334	25	2.2	8.6	2874	10.3
Heart East Anglia - Norfolk ¹⁰	H	699	212	30	2.5	8.2	1742	11.7
Heart East Anglia - Suffolk ¹⁰	H	613	122	20	1.8	9.3	1132	8.7
Heart Essex	H	1449	183	13	1.3	10.1	1850	6.6
Heart Essex - Chelmsford & Southend ¹⁰	H	1138	139	12	1.2	10.2	1418	6.4
Heart Essex - Colchester ¹⁰	Y	200	30	15	1.3	8.9	264	8.5
Heart Essex - Harlow ¹⁰	Y	111	13	11	1.3	11.1	140	5.8
Heart Four Counties	H	2383	484	20	1.6	7.7	3713	8.7
Heart Four Counties - Bedfordshire ¹⁰	Y	358	79	22	1.1	4.8	378	5.7
Heart Four Counties - Beds/Bucks/Herts ¹⁰	H	781	124	16	1.2	7.9	973	6.7
Heart Four Counties - Milton Keynes ¹⁰	Y	281	58	21	1.2	5.8	338	8.2
Heart Four Counties - Northamptonshire ¹⁰	H	634	156	25	2.1	8.4	1319	11.4
Heart Hertfordshire ⁴	H	734	59	8	0.5	6.8	400	3.1
Heart London ¹⁰	Q	12479	1906	15	0.8	5.3	10082	5.1
Heart North East ¹⁰	H	2326	387	17	1.0	6.1	2355	5.5
Heart North Wales ⁴	H	730	132	18	1.3	7.2	958	5.8
Heart North West Group	H	6192	871	14	0.9	6.7	5800	5.3
Heart North Lancs & Cumbria	Y	285	73	26	2.4	9.3	679	12.0
Heart North West ¹⁰	H	5908	792	13	0.9	6.4	5033	4.9

Source: "RAJAR/Ipsos/RSMB."

[1-12] See note on back cover.

QUARTERLY SUMMARY OF RADIO LISTENING



SURVEY PERIOD ENDING
31st Mar 2024

PART 4 - NATIONAL COMMERCIAL GROUPS



Embargoed
until 00.01 am
16th May 2024

	Survey Period	Adults (15+) Pop'n '000	Weekly Reach '000	Weekly Reach %	Average Hours per head	Average Hours per listener	Total Hours '000	Share in TSA %
Heart Scotland	H	2907	391	13	0.6	4.4	1705	3.5
Heart Scotland East ¹⁰	H	1241	160	13	0.5	4.2	671	3.5
Heart Scotland West ¹⁰	H	1666	231	14	0.6	4.5	1034	3.6
Heart South	H	6318	1164	18	1.2	6.3	7340	5.7
Heart Kent ¹⁰	H	1324	202	15	0.9	5.7	1157	4.1
Heart Solent	H	1910	332	17	1.0	5.6	1867	4.7
Heart Solent - Dorset ¹⁰	H	642	106	17	1.1	6.4	682	5.0
Heart Solent - Hampshire ¹⁰	H	1268	226	18	0.9	5.2	1186	4.5
Heart Sussex	H	1472	279	19	1.5	7.8	2190	6.9
Heart Sussex - North ¹⁰	Y	311	32	10	0.7	6.4	205	3.3
Heart Sussex - South ¹⁰	H	1162	243	21	1.7	8.2	1995	7.6
Heart Thames Valley	H	1613	350	22	1.3	6.1	2126	7.6
Heart Thames Valley - Berks & N.Hants ¹⁰	H	845	193	23	1.4	5.9	1145	8.4
Heart Thames Valley - Oxfordshire ¹⁰	H	767	156	20	1.3	6.3	981	6.8
Heart South Wales ¹⁰	H	1932	453	23	1.8	7.7	3512	9.9
Heart West	H	3985	963	24	1.6	6.7	6408	7.7
Heart South West	H	1544	356	23	1.7	7.3	2592	8.3
Heart South West - Cornwall ¹⁰	Y	464	108	23	1.5	6.3	677	6.7
Heart South West - Exeter ¹⁰	Y	344	71	21	1.1	5.5	389	6.1

Source: "RAJAR/Ipsos/RSMB."

[1-12] See note on back cover.

QUARTERLY SUMMARY OF RADIO LISTENING



SURVEY PERIOD ENDING
31st Mar 2024

PART 4 - NATIONAL COMMERCIAL GROUPS



Embargoed
until 00.01 am
16th May 2024

	Survey Period	Adults (15+) Pop'n '000	Weekly Reach '000	Weekly Reach %	Average Hours per head	Average Hours per listener	Total Hours '000	Share in TSA %
Heart South West - North Devon ¹⁰	Y	165	47	28	2.8	10.1	469	14.6
Heart South West - Plymouth & South Hams ¹⁰	Y	352	83	23	1.6	6.6	546	7.9
Heart South West - Torbay ¹⁰	Y	220	54	24	2.3	9.3	499	11.0
Heart West Country	H	2441	607	25	1.6	6.3	3815	7.3
Heart West Country - Bristol/Weston & Bath ¹⁰	H	994	236	24	1.6	6.9	1629	8.1
Heart West Country - Gloucestershire ¹⁰	Y	467	106	23	1.4	6.2	654	6.9
Heart West Country - Somerset ¹⁰	Y	443	99	22	1.6	7.1	704	7.5
Heart West Country - Wiltshire ¹⁰	Y	538	148	28	1.7	6.1	906	7.1
Heart West Midlands ¹⁰	H	3967	678	17	1.2	6.8	4622	6.5
Heart Yorkshire ⁴	H	3248	475	15	0.6	4.1	1968	3.5
LBC Brand (UK) ²	H	56348	3260	6	0.5	9.3	30247	3.0
LBC (UK)	H	56348	2547	5	0.5	10.8	27471	2.7
LBC London	Q	12479	1287	10	1.1	10.6	13685	6.9
LBC News (UK)	H	56348	990	2	*	2.8	2776	0.3
LBC News (London) ¹⁰	Q	12479	422	3	0.1	4.3	1827	0.9
Smooth Brand (UK) ⁷	H	56348	6528	12	0.8	6.5	42308	4.1
Smooth Chill	Q	56348	402	1	*	4.7	1881	0.2
Smooth Country	Q	56348	358	1	*	5.1	1821	0.2
Smooth Relax	Q	56348	348	1	*	4.3	1490	0.1

Source: "RAJAR/Ipsos/RSMB."

[1-12] See note on back cover.

QUARTERLY SUMMARY OF RADIO LISTENING



SURVEY PERIOD ENDING
31st Mar 2024

PART 4 - NATIONAL COMMERCIAL GROUPS



Embargoed
until 00.01 am
16th May 2024

	Survey Period	Adults (15+) Pop'n '000	Weekly Reach '000	Weekly Reach %	Average Hours per head	Average Hours per listener	Total Hours '000	Share in TSA %
Smooth Radio Network (UK) ²	H	56348	5804	10	0.7	6.5	37747	3.7
Smooth Radio Devon	H	1123	59	5	0.3	6.1	361	1.7
Smooth Radio East Anglia	H	1312	76	6	0.4	6.1	463	1.7
Smooth Radio East Midlands ⁴	H	3270	483	15	1.1	7.4	3576	6.0
Smooth Radio Essex	H	1449	79	5	0.3	6.1	478	1.7
Smooth Radio Kent	H	1324	81	6	0.4	6.4	518	1.8
Smooth Radio Lake District ¹⁰	Y	53	8	15	1.6	10.7	85	8.4
Smooth Radio London ¹⁰	Q	12479	1049	8	0.4	4.9	5111	2.6
Smooth Radio North East ⁴	H	2326	568	24	2.0	8.2	4669	10.9
Smooth Radio North West ⁴	H	5908	1031	17	1.3	7.3	7475	7.3
Smooth Radio North West and Wales	H	1055	102	10	0.9	9.5	971	4.4
Smooth Radio Scotland	H	1885	337	18	1.4	7.7	2579	7.8
Smooth Radio Solent	H	1910	98	5	0.4	7.6	746	1.9
Smooth Radio South Wales	H	1069	92	9	0.4	4.6	425	2.1
Smooth Radio Sussex	H	1489	67	4	0.2	3.9	263	0.8
Smooth Radio Thames Valley	H	1613	69	4	0.3	6.4	444	1.6
Smooth Radio Three Counties	H	1636	55	3	0.2	6.3	347	1.2
Smooth Radio West Country	H	2441	167	7	0.3	4.9	823	1.6
Smooth Radio West Midlands	H	3967	553	14	1.0	7.1	3908	5.5

Source: "RAJAR/ipsos/RSMB."

[1-12] See note on back cover.

QUARTERLY SUMMARY OF RADIO LISTENING



SURVEY PERIOD ENDING
31st Mar 2024

PART 4 - NATIONAL COMMERCIAL GROUPS



Embargoed
until 00.01 am
16th May 2024

	Survey Period	Adults (15+) Pop'n '000	Weekly Reach '000	Weekly Reach %	Average Hours per head	Average Hours per listener	Total Hours '000	Share in TSA %
Radio X Brand (UK) ¹²	H	56348	2217	4	0.3	8.5	18812	1.8
Radio X Classic Rock	Q	56348	241	*	*	6.3	1525	0.1
Radio X Network (UK) ²	H	56348	2069	4	0.3	8.5	17512	1.7
Radio X London	Q	12479	467	4	0.3	7.9	3679	1.8
Radio X Manchester	H	3090	205	7	0.6	9.1	1866	3.7
Total News Broadcasting	H	56348	6614	12	0.8	6.8	45273	4.4
News Broadcasting National Network	H	56348	6416	11	0.8	6.8	43326	4.2
News Broadcasting Speech Network	H	56348	4710	8	0.6	6.8	31997	3.1
TalkRadio	H	56348	757	1	0.1	6.6	5032	0.5
talkSPORT Network ²	H	56348	3718	7	0.4	6.1	22539	2.2
talkSPORT	H	56348	3390	6	0.4	6.2	21022	2.1
talkSPORT2	H	56348	560	1	*	2.7	1517	0.1
Times Radio	H	56348	503	1	0.1	8.8	4426	0.4
Virgin Radio Network	H	56348	1921	3	0.2	5.9	11329	1.1
Virgin Radio	H	56348	1503	3	0.2	6.1	9095	0.9
Virgin Radio 80s Plus	H	56348	158	*	*	2.0	323	*
Virgin Radio Anthems	H	56348	255	*	*	3.6	926	0.1
Virgin Radio Chilled	H	56348	299	1	*	3.3	985	0.1
U105 (Greater Belfast)	H	939	190	20	1.9	9.4	1786	9.9

Source: "RAJAR/ipsos/RSMB."

[1-12] See note on back cover.

QUARTERLY SUMMARY OF RADIO LISTENING



SURVEY PERIOD ENDING
31st Mar 2024

PART 4 - NATIONAL COMMERCIAL GROUPS



Embargoed
until 00.01 am
16th May 2024

	Survey Period	Adults (15+) Pop'n '000	Weekly Reach '000	Weekly Reach %	Average Hours per head	Average Hours per listener	Total Hours '000	Share in TSA %
U105 (Outside Belfast)	Y	617	32	5	0.3	4.9	155	1.3
Sunrise Radio National	Y	56348	329	1	*	4.7	1535	0.1
Sunrise Radio London	Y	12478	134	1	*	4.0	529	0.3

[1-12] See note on back cover.

QUARTERLY SUMMARY OF RADIO LISTENING



SURVEY PERIOD ENDING
31st Mar 2024

PART 5 - LOCAL COMMERCIAL GROUPS AND INDIVIDUAL SERVICES



Embargoed
until 00.01 am
16th May 2024

	Survey Period	Adults (15+) Pop'n '000	Weekly Reach '000	Weekly Reach %	Average Hours per head	Average Hours per listener	Total Hours '000	Share in TSA %
All Local Commercial Radio (ILR)	Q	55987	27560	49	5.2	10.5	289082	28.4
Boom Radio	Q	56348	602	1	0.1	11.8	7127	0.7
Central FM	Y	219	48	22	1.4	6.5	308	7.6
Communicorp UK	H	19930	3401	17	1.1	6.4	21667	6.1
Capital Scotland	H	2931	387	13	0.4	3.1	1189	2.4
Capital South Wales	H	1069	191	18	0.9	5.3	1012	5.0
Heart Hertfordshire	H	734	59	8	0.5	6.8	400	3.1
Heart North Wales	H	730	132	18	1.3	7.2	958	5.8
Heart Yorkshire	H	3248	475	15	0.6	4.1	1968	3.5
Smooth Radio East Midlands	H	3270	483	15	1.1	7.4	3576	6.0
Smooth Radio North East	H	2326	568	24	2.0	8.2	4669	10.9
Smooth Radio North West	H	5908	1031	17	1.3	7.3	7475	7.3
XS Manchester	H	3090	94	3	0.1	4.5	420	0.8
CountryLine Radio (was Chris Country Radio)	H	12478	44	*	*	2.2	97	*
DCT (Total)	Y	639	149	23	1.9	8.1	1213	11.4
Kingdom FM	Y	296	52	18	0.8	4.5	233	5.2
Original 106 (Aberdeen)	Y	343	97	28	2.9	10.1	980	15.8
Total Dee Radio Group	Y	3766	71	2	0.1	3.5	250	0.4
Cheshire's Silk 106.9	Y	189	7	4	0.1	3.6	25	0.7

Source: "RAJAR/Ipsos/RSMB."

[1-12] See note on back cover.

QUARTERLY SUMMARY OF RADIO LISTENING



SURVEY PERIOD ENDING
31st Mar 2024

PART 5 - LOCAL COMMERCIAL GROUPS AND INDIVIDUAL SERVICES



Embargoed
until 00.01 am
16th May 2024

	Survey Period	Adults (15+) Pop'n '000	Weekly Reach '000	Weekly Reach %	Average Hours per head	Average Hours per listener	Total Hours '000	Share in TSA %
Chester's Dee 106.3 (Dee on DAB)	Y	207	12	6	0.4	7.3	86	2.0
Love 80s Liverpool	Y	1027	15	1	0.1	5.0	76	0.4
Love 80s Manchester	Y	2343	37	2	*	1.7	63	0.2
Total Radio Essex	H	1336	86	6	0.6	8.5	735	2.8
Radio Essex	H	749	62	8	0.5	5.7	353	2.4
Radio Essex DAB	Y	1335	51	4	0.3	7.5	386	1.5
3FM	Y	68	24	35	2.3	6.6	158	13.9
Fun Kids (London)	H	12478	84	1	*	2.3	196	0.1
GB News Radio	Q	56348	455	1	0.1	7.1	3207	0.3
IOW Radio	Y	123	40	33	2.7	8.2	333	13.2
KMFM Group	H	1322	187	14	0.9	6.3	1178	4.1
KMFM East	H	604	89	15	1.0	6.7	593	4.5
KMFM West	H	718	98	14	0.8	6.0	585	3.8
Lyca Group	Y	12478	156	1	0.1	7.0	1087	0.5
1458 Lyca Radio	Y	12478	110	1	*	5.6	612	0.3
Lyca Gold (surveyed as 1035 Dilse Radio)	Y	12478	68	1	*	7.0	475	0.2
Radio Mansfield 103.2	Y	168	31	19	1.4	7.6	238	7.0
Manx Radio	Y	68	26	39	4.1	10.6	280	24.6
Mi-Soul	H	12478	234	2	0.1	4.2	976	0.5

Source: "RAJAR/ipsos/RSMB."

[1-12] See note on back cover.

QUARTERLY SUMMARY OF RADIO LISTENING



SURVEY PERIOD ENDING
31st Mar 2024

PART 5 - LOCAL COMMERCIAL GROUPS AND INDIVIDUAL SERVICES



Embargoed
until 00.01 am
16th May 2024

	Survey Period	Adults (15+) Pop'n '000	Weekly Reach '000	Weekly Reach %	Average Hours per head	Average Hours per listener	Total Hours '000	Share in TSA %
More Radio Total	H	475	66	14	1.1	8.1	534	4.8
More Radio East	Y	373	53	14	1.2	8.3	442	4.9
More Radio West	Y	103	10	10	1.1	11.4	115	5.3
Nation Broadcasting Group	H	21631	859	4	0.2	5.4	4648	1.2
106.3 Bridge FM	Y	134	19	14	0.8	5.8	113	5.3
Dragon Radio Wales	Y	2628	54	2	0.1	6.7	359	0.7
Easy Radio South	H	1227	33	3	0.2	6.1	203	0.8
Nation Radio East Yorkshire	Y	477	47	10	0.8	8.2	383	4.1
Nation Radio Scotland Total	H	3087	146	5	0.4	7.6	1101	2.1
Nation Radio Scotland (East)	H	1202	21	2	*	1.2	25	0.1
Nation Radio Scotland (West)	H	1885	125	7	0.6	8.6	1076	3.2
Nation Radio South	Y	2200	99	5	0.2	5.1	506	1.1
Nation Radio Suffolk	Y	494	27	5	0.6	10.2	274	2.7
Nation Radio UK	H	12478	189	2	*	1.1	214	0.1
Nation Radio Wales	H	1766	202	11	0.6	5.6	1129	3.4
102.5 Radio Pembrokeshire	Y	103	23	22	1.1	5.0	112	5.5
Radio Carmarthenshire	Y	142	22	15	1.2	7.6	164	6.0
Sun FM Radio (will be Nation Radio North East)	Y	267	18	7	0.3	4.5	82	1.9
Swansea Bay Radio (was Easy Radio)	H	584	14	2	0.1	5.4	77	0.8

Source: "RAJAR/Ipsos/RSMB."

[1-12] See note on back cover.

QUARTERLY SUMMARY OF RADIO LISTENING



SURVEY PERIOD ENDING
31st Mar 2024

PART 5 - LOCAL COMMERCIAL GROUPS AND INDIVIDUAL SERVICES



Embargoed
until 00.01 am
16th May 2024

	Survey Period	Adults (15+) Pop'n '000	Weekly Reach '000	Weekly Reach %	Average Hours per head	Average Hours per listener	Total Hours '000	Share in TSA %
Panjab Radio	Y	12478	80	1	0.1	8.0	640	0.3
Q Radio	H	1558	370	24	1.6	6.7	2484	8.2
Radio Exe	Y	563	45	8	0.5	6.6	300	2.8
Star Radio Cambridge	Y	553	34	6	0.3	4.0	139	1.3
Time FM 107.5	Y	493	14	3	0.2	7.5	103	1.8
Tindle Radio Group	Y	145	75	52	4.5	8.6	651	27.7
Channel 103 FM	Y	94	49	53	4.7	8.8	436	28.4
Island FM 104.7	Y	52	26	50	4.2	8.2	215	26.5
The Voice	Y	165	14	8	1.0	11.6	158	4.9

[1-12] See note on back cover.

Source: "RAJAR/Ipsos/RSMB."

QUARTERLY SUMMARY OF RADIO LISTENING



SURVEY PERIOD ENDING
31st Mar 2024

PART 6 - DEMOGRAPHIC ANALYSIS



Embargoed
until 00.01 am
16th May 2024

	Survey Period	Adults (15+) Pop'n '000	Weekly Reach '000	Weekly Reach %	Average Hours per head	Average Hours per listener	Total Hours '000	Share in TSA %
ALL COMMERCIAL 15+	Q	56348	39670	70	9.8	14.0	553961	54.2
Children 10-14	Q	4146	2973	72	4.2	5.9	17526	65.2
15-24	Q	7951	4992	63	5.3	8.5	42423	66.2
25-44	Q	17997	13550	75	9.4	12.4	168673	67.3
45-64	Q	17412	13223	76	12.8	16.8	222745	55.6
65+	Q	12987	7906	61	9.2	15.2	120120	39.1
Main Shoppers	Q	48412	34128	70	10.2	14.5	494861	53.5
Main Shoppers with children	Q	12665	9836	78	11.1	14.3	140491	65.4
ABC1	Q	31479	22053	70	8.5	12.1	267567	48.3
C2DE	Q	24868	17617	71	11.5	16.3	286394	61.1
ALL BBC 15+	Q	56348	31303	56	7.9	14.2	443699	43.4
Children 10-14	Q	4146	1851	45	2.2	4.8	8925	33.2
15-24	Q	7951	3007	38	2.3	6.1	18294	28.6
25-44	Q	17997	8616	48	4.2	8.8	75484	30.1
45-64	Q	17412	10650	61	9.7	15.9	169669	42.3
65+	Q	12987	9030	70	13.9	20.0	180253	58.7
Main Shoppers	Q	48412	27634	57	8.5	14.8	409198	44.2
Main Shoppers with children	Q	12665	6443	51	5.4	10.6	68515	31.9
ABC1	Q	31479	19386	62	8.7	14.2	275115	49.7
C2DE	Q	24868	11917	48	6.8	14.1	168584	36.0

Source: "RAJAR/Ipsos/RSMB."

[1-12] See note on back cover.

QUARTERLY SUMMARY OF RADIO LISTENING

DEFINITIONS	
(1)	Audiences in local analogue areas excluded from 'All BBC Network Radio' and 'All National Commercial' totals.
(2)	National groups that are a combination of analogue and digital broadcast.
(3)	Audience to 'Opt-out' services included.
(4)	Station owned by Communicorp Group Limited and includes listening to the national station.
(5)	Includes Kisstory and Kiss Fresh.
(6)	Includes Capital Network (UK), Capital XTRA (UK), Capital XTRA Reloaded, Capital Chill & Capital Dance.
(7)	Includes Smooth Radio Network (UK), Smooth Radio Chill, Smooth Relax & Smooth Radio Country.
(8)	Includes Magic Chilled, Mellow Magic, Magic Soul & Magic at the Musicals.
(9)	Includes Heart Network (UK), Heart 70s, 80s, 90s & Heart Dance.
(10)	Includes listening to the national station.
(11)	Includes Greatest Hits Network and Hits Radio Network.
(12)	Includes Radio X Classic Rock, Radio X London, Radio X Manchester

AREAS	
United Kingdom (Parts 1 and 6)	(including Channel Islands and Isle of Man)
Editorial Areas (Part 3)	BBC stations' defined service areas
Total Survey Areas (Parts 4 and 5)	Commercial stations' defined marketing areas
In Part 1 'BBC Local/Regional' and 'All Local Commercial' include listening to local stations outside their own Editorial/Total Survey Areas.	In Parts 3 and 5 'BBC Local Radio' and 'All Local Commercial Radio' are based on the net Editorial/Total Survey Area of the individual services making up the network.

SURVEY PERIODS		
Code	Fieldwork Dates	Sample size* (No. of diaries)
Q	1 st Jan 2024 - 31 st Mar 2024	36,310
H	18 th Sept 2023 - 31 st Mar 2024	71,756
Y	3 rd Apr 2023 - 31 st Mar 2024	139,829

UNIQUE SAMPLE		
Code	Fieldwork Dates	Unique Sample
Q	1 st Jan 2024 - 31 st Mar 2024	22,680

TERMS	
Weekly reach	The number in thousands or as a percentage of the UK/area adult population who listen to a station for at least 5 minutes in the course of an average week
Average hours	The total hours of listening to a station during the course of a week, averaged: per head – across the total adult population of the UK/area per listener – across all those listening to the station for at least 5 minutes
Total hours	The overall number of hours of adult listening to a station in the UK/area in an average week
Share in TSA	The percentage of total listening time accounted for by a station in the UK/area in an average week

please note that Sample Sizes refer to the number of diaries rather than participants, and includes panellists who may contribute up to 3 diaries per Quarter.