

PLEASE NOTE THIS DATA CARRIES A STRICT EMBARGO OF 00.01 HOURS THURSDAY MAY 19th 2016

ALL RADIO LISTENING

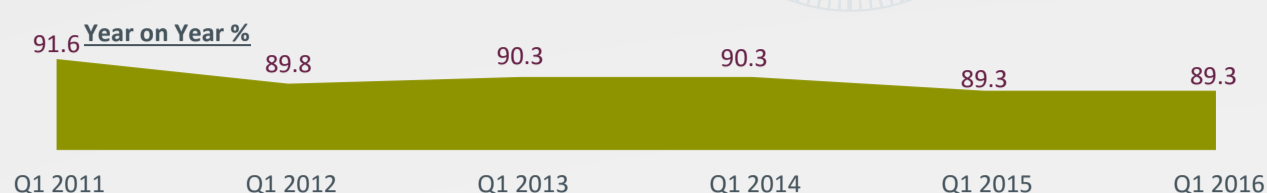
ALL RADIO LISTENING

Today RAJAR announced **47.8 million adults** or **89% of the adult (15+) UK population** tuned in to their selected radio stations each week in the first quarter of 2016. This is up by approximately **24,000 adults** on the same Quarter of the previous Year (Q1, 2015). The total average number of weekly hours listened to radio for this quarter is **1.01 Billion**.



89%

of the population tune in to radio every week



AVERAGE HOURS PER LISTENER

On average a listener tunes into **21 hours** of Live Radio per week.



DIGITAL PLATFORMS

Listening to radio via a digital platform in terms of weekly reach* exceeds well over half of the UK (adults 15+) population. With 30 million people now tuning in to radio via a digitally enabled receiver (DAB, DTV, Online) each week.

* Weekly reach is the number of people (adults 15+) in the UK who listened to a radio station for at least five minutes in the course of an average week during the quarter.

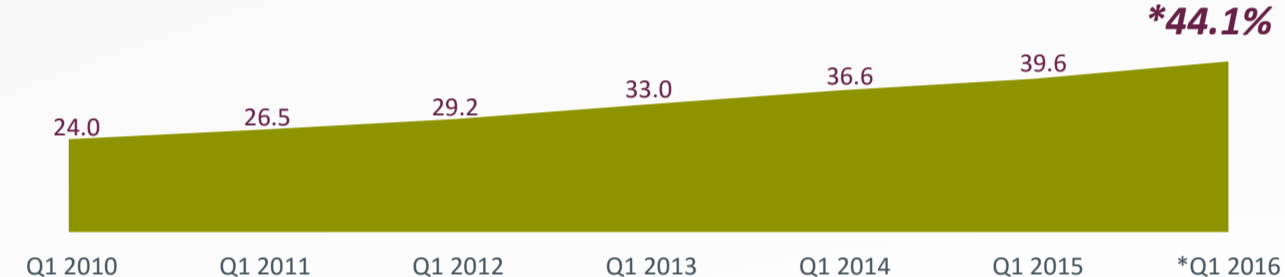


57%

of the population tune in to digital radio every week

DIGITAL SHARE OF ALL RADIO LISTENING

The **share** of all radio listening via a digital platform now stands at **44.1%**. The digital share is comprised of DAB share **30.9%**, DTV **5.4%** and listening Online or App **7.8%**.



*As of Q1 2016 a Platform Attribution model has been applied to the data which eliminates any "unspecified" listening.

OWN A DAB RADIO

30 million adults claim to own a DAB Radio, up **14% Year on Year**

claim to own a DAB Radio, up **14% Year on Year**

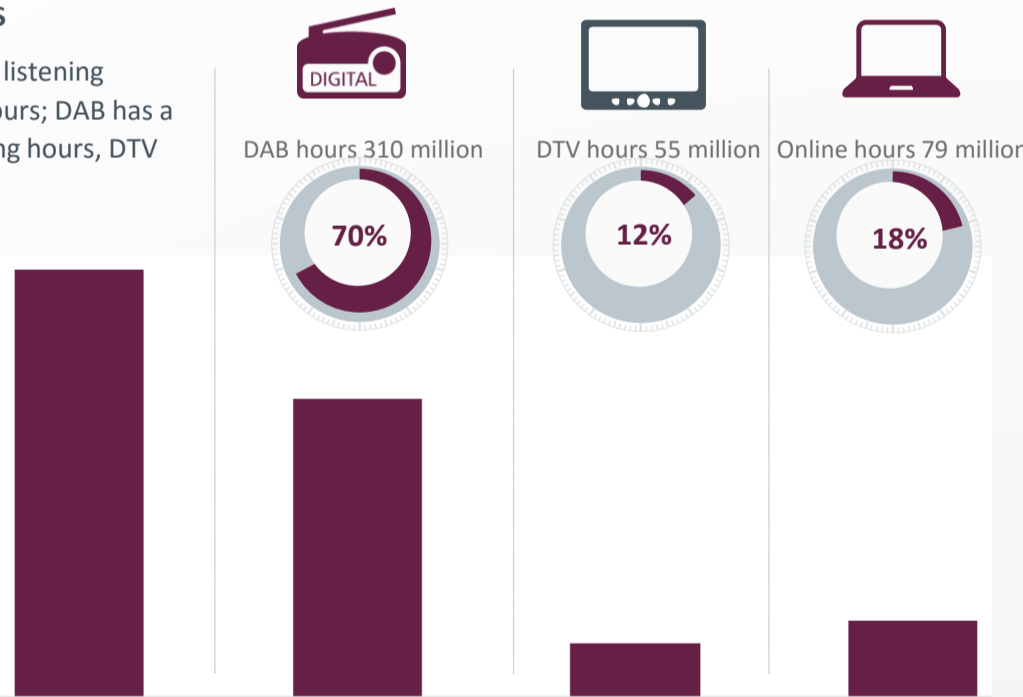


DIGITAL LISTENING HOURS

DIGITAL LISTENING HOURS

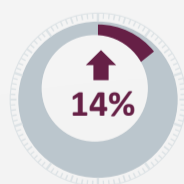
In an average week, digital listening accounts for 444 million hours; DAB has a 70% share of digital listening hours, DTV 12% and Online 18%.

*As of Q1 2016 a Platform Attribution model has been applied to the data which eliminates any "unspecified" listening.

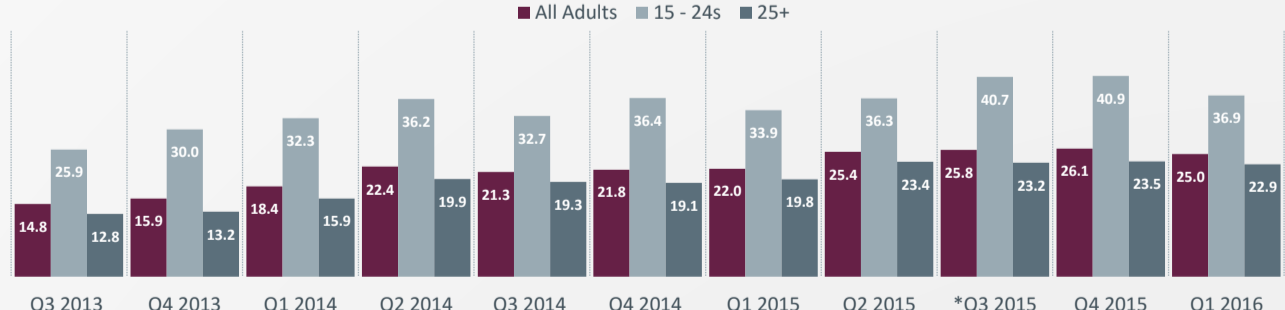


RADIO LISTENING VIA MOBILE PHONE AND TABLET

25% of adults – claim to listen to the radio via a mobile phone or tablet at least once per month. Up **14% Year on Year**.



37% of 15-24 year olds – claim to listen to the radio via a mobile phone or tablet at least once per month - Up **7% Year on Year**



*this data is now derived from an alternative methodology as of Q3 2015

SOCIAL MEDIA

48% of 15-24 year old Social Media users claim to receive updates about their favourite Radio Station/Presenter

32% of adult Social Media users claim to receive updates about their favourite Radio Station/Presenter

For Publication Enquiries contact;

Lyndsay Ferrigan – Communications Manager
RAJAR
Tel: 020 7395 0636
Email: Lyndsay@rajar.co.uk

MORE INFORMATION

Any use of information in this news release must acknowledge the source as "RAJAR/Ipsos MORI/RSMB."

"Please note that the information contained within this quarterly data release has yet to be announced or otherwise made public and as such could constitute relevant information for the purposes of section 118 of FSMA and non-public price sensitive information for the purposes of the Criminal Justice Act 1993. Failure to comply with this embargo could result in prosecution".