

QUARTERLY SUMMARY OF RADIO LISTENING



SURVEY PERIOD ENDING
17th Dec 2023

PART 1 - UNITED KINGDOM
(INCLUDING CHANNEL ISLANDS AND ISLE OF MAN)



ADULTS AGED 15 AND OVER:
POPULATION 56,348,000



Embargoed
until 00.01 am
1st February 2024


	Survey Period	Weekly Reach '000	Weekly Reach %	Average Hours per head	Average Hours per listener	Total Hours '000	Share in TSA %
All Radio	Q	49473	88	18.0	20.5	1013105	100.0
All BBC Radio	Q	31286	56	7.8	14.0	437747	43.2
All BBC Radio 15-44	Q	11464	44	3.7	8.3	95406	29.5
All BBC Radio 45+	Q	19823	65	11.3	17.3	342341	49.6
All BBC Network Radio ¹	Q	28724	51	6.9	13.5	388334	38.3
BBC Local Radio	Q	6986	12	0.9	7.1	49413	4.9
All Commercial Radio	Q	39130	69	9.9	14.2	555160	54.8
All Commercial Radio 15-44	Q	18114	70	8.5	12.1	219442	67.9
All Commercial Radio 45+	Q	21015	69	11.0	16.0	335718	48.7
All National Commercial ¹	Q	26705	47	4.8	10.2	271617	26.8
All Local Commercial Radio (National TSA)	Q	27009	48	5.0	10.5	283543	28.0
Other Radio	Q	5690	10	0.4	3.5	20198	2.0

(1) See note on back cover.
For survey periods and other definitions please see back cover.
Please note that the information contained within this quarterly data release has yet to be announced or otherwise made public and as such could constitute relevant information for the purposes of section 118 of FSMA and non-public price sensitive information for the purposes of the Criminal Justice Act 1993. Failure to comply with this embargo could result in prosecution.

Source: "RAJAR/Ipsos/RSMB."

QUARTERLY SUMMARY OF RADIO LISTENING

 SURVEY PERIOD ENDING **17th Dec 2023** **PART 2 - NATIONAL SERVICES**

 **Embargoed**
until 00.01 am
1st February 2024


	Survey Period	Adults (15+) Pop'n '000	Weekly Reach '000	Weekly Reach %	Average Hours per head	Average Hours per listener	Total Hours '000	Share in TSA %
All BBC Network Radio ¹	Q	56348	28724	51	6.9	13.5	388334	38.3
BBC Radio 1	Q	56348	7330	13	0.8	6.3	45933	4.5
BBC Radio 1Xtra	H	56348	718	1	0.1	4.3	3090	0.3
BBC Radio 2	Q	56348	13281	24	2.4	10.2	135636	13.4
BBC Radio 3	Q	56348	1775	3	0.2	7.5	13237	1.3
BBC Radio 4 (including 4 Extra)	Q	56348	9476	17	2.2	12.8	121427	12.0
BBC Radio 4	Q	56348	9116	16	2.0	12.2	110939	11.0
BBC Radio 4 Extra	Q	56348	1464	3	0.2	7.2	10487	1.0
BBC Radio 5 live (inc. sports extra)	Q	56348	5952	11	0.6	6.1	36020	3.6
BBC Radio 5 live	Q	56348	5245	9	0.6	6.0	31319	3.1
BBC Radio 5 Sports Extra	Q	56348	1552	3	0.1	3.0	4701	0.5
BBC 6 Music	Q	56348	2519	4	0.5	10.4	26139	2.6
BBC Asian Network UK	H	56348	448	1	*	4.8	2140	0.2
BBC World Service	Q	56348	1072	2	0.1	4.6	4976	0.5
All National Commercial ¹	Q	56348	26705	47	4.8	10.2	271617	26.8
Absolute Radio Network ²	H	56348	5287	9	0.6	6.9	36333	3.6
Absolute Radio	Q	56348	2359	4	0.2	5.9	14033	1.4
Absolute Radio 60s	H	56348	115	*	*	4.5	515	0.1
Absolute Radio 70s	H	56348	299	1	*	2.8	842	0.1

Source: "RAJAR/Ipsos/RSMB."

(1-12) See note on back cover.

QUARTERLY SUMMARY OF RADIO LISTENING

 SURVEY PERIOD ENDING **17th Dec 2023** **PART 2 - NATIONAL SERVICES**

 **Embargoed**
until 00.01 am
1st February 2024

	Survey Period	Adults (15+) Pop'n '000	Weekly Reach '000	Weekly Reach %	Average Hours per head	Average Hours per listener	Total Hours '000	Share in TSA %
Absolute 80s	Q	56348	1589	3	0.2	5.3	8482	0.8
Absolute Radio 90s	H	56348	947	2	0.1	4.0	3749	0.4
Absolute Radio 00s	H	56348	289	1	*	2.7	773	0.1
Absolute Radio 10s	H	56348	149	*	*	1.1	160	*
Absolute Classic Rock	H	56348	796	1	0.1	5.8	4609	0.5
Absolute Radio Country	H	56348	407	1	*	5.8	2379	0.2
Boom Radio	Q	56348	627	1	0.1	11.0	6877	0.7
Capital Brand (UK) ⁶	H	56348	7921	14	0.7	5.1	40180	4.0
Capital Chill	Q	56348	186	*	*	4.8	897	0.1
Capital Dance	Q	56348	863	2	0.1	4.6	3974	0.4
Capital Network (UK) ²	H	56348	5871	10	0.5	4.7	27462	2.7
Capital XTRA Brand UK ²	H	56348	1979	4	0.1	3.9	7721	0.8
Capital XTRA (UK) ²	H	56348	1686	3	0.1	3.7	6213	0.6
Capital XTRA Reloaded	Q	56348	496	1	*	3.0	1502	0.1
Classic FM	Q	56348	4689	8	0.7	8.7	40898	4.0
GB News Radio	Q	56348	430	1	*	6.5	2792	0.3
Gold Network (UK) ²	H	56348	1676	3	0.2	7.9	13197	1.3
Greatest Hits Network (exc Partners) ²	H	56348	6850	12	1.0	8.5	58347	5.8
Greatest Hits Radio ²	H	56348	6753	12	1.0	8.5	57449	5.7

Source: "RAJAR/Ipsos/RSMB."

(1-12) See note on back cover.

QUARTERLY SUMMARY OF RADIO LISTENING

SURVEY PERIOD ENDING **PART 2 - NATIONAL SERVICES**
17th Dec 2023

Embargoed
until 00.01 am
1st February 2024


	Survey Period	Adults (15+) Pop'n '000	Weekly Reach '000	Weekly Reach %	Average Hours per head	Average Hours per listener	Total Hours '000	Share in TSA %
Heart Brand (UK) ⁹	H	56348	11527	20	1.4	6.6	76428	7.6
Heart 70s	Q	56348	675	1	*	3.7	2493	0.2
Heart 80s	Q	56348	1678	3	0.1	4.5	7598	0.7
Heart 90s	Q	56348	1184	2	0.1	3.5	4162	0.4
Heart 00s	Q	56348	825	1	*	3.3	2764	0.3
Heart Dance	Q	56348	826	1	0.1	3.9	3187	0.3
Heart Network (UK) ²	H	56348	8838	16	1.0	6.4	56835	5.6
Heat	H	56348	472	1	*	3.5	1635	0.2
Hits Radio Network (exc Partners) ²	H	56348	6330	11	0.9	7.9	49923	4.9
Hits Radio Portfolio (exc Partners) ¹¹	H	56348	12016	21	1.9	9.0	108269	10.7
Hits Radio ²	H	56348	1430	3	0.1	4.9	6959	0.7
Jazz FM	H	56348	446	1	*	4.2	1892	0.2
Kerrang!	H	56348	399	1	*	4.1	1648	0.2
KISS Network ⁵	H	56348	4224	7	0.4	4.9	20766	2.1
KISS Fresh	H	56348	245	*	*	3.0	733	0.1
KISSTORY	Q	56348	2368	4	0.2	4.4	10528	1.0
LBC Brand (UK) ²	H	56348	2990	5	0.5	9.4	28066	2.8
Magic Network ⁸	H	56348	4157	7	0.4	5.8	24159	2.4
Magic at the Musicals	H	56348	165	*	*	5.0	827	0.1

Source: "RAJAR/Ipsos/RSMB."

(1-12) See note on back cover.

QUARTERLY SUMMARY OF RADIO LISTENING

 SURVEY PERIOD ENDING **PART 2 - NATIONAL SERVICES**
17th Dec 2023

 **Embargoed**
until 00.01 am
1st February 2024

	Survey Period	Adults (15+) Pop'n '000	Weekly Reach '000	Weekly Reach %	Average Hours per head	Average Hours per listener	Total Hours '000	Share in TSA %
Magic Chilled	H	56348	416	1	*	3.1	1272	0.1
Magic Soul	H	56348	502	1	0.1	6.6	3285	0.3
Mellow Magic	H	56348	492	1	*	4.7	2325	0.2
Planet Rock	Q	56348	1285	2	0.2	10.2	13077	1.3
Scala Radio	H	56348	199	*	*	8.8	1751	0.2
Smooth Brand (UK) ⁷	H	56348	6165	11	0.7	6.6	40449	4.0
Smooth Radio Chill	Q	56348	471	1	*	5.0	2349	0.2
Smooth Radio Country	Q	56348	314	1	*	4.8	1492	0.1
Smooth Radio Network (UK) ²	H	56348	5473	10	0.6	6.6	36184	3.6
Sunrise Radio National	Y	56348	317	1	*	4.6	1455	0.1
TalkRadio	H	56348	725	1	0.1	7.7	5544	0.5
talkSPORT Network ²	H	56348	3342	6	0.4	6.5	21675	2.1
Times Radio	H	56348	492	1	0.1	8.0	3956	0.4
Virgin Radio Network	H	56348	1825	3	0.2	6.3	11565	1.1
Radio X Brand (UK) ¹²	H	56348	2168	4	0.4	9.2	19919	2.0
Radio X Classic Rock	Q	56348	244	*	*	5.7	1396	0.1
Radio X Network (UK) ²	H	56348	2013	4	0.3	9.3	18697	1.8

Source: "RAJAR/Ipsos/RSMB."

(1-12) See note on back cover.

QUARTERLY SUMMARY OF RADIO LISTENING



SURVEY PERIOD ENDING
17th Dec 2023

PART 3 - INDIVIDUAL BBC SERVICES



Embargoed
until 00.01 am
1st February 2024

	Survey Period	Adults (15+) Pop'n '000	Weekly Reach '000	Weekly Reach %	Average Hours per head	Average Hours per listener	Total Hours '000	Share in TSA %
BBC NETWORK RADIO								
BBC Radio 1	Q	56348	7330	13	0.8	6.3	45933	4.5
BBC Radio 1Xtra	H	56348	718	1	0.1	4.3	3090	0.3
BBC Radio 2	Q	56348	13281	24	2.4	10.2	135636	13.4
BBC Radio 3	Q	56348	1775	3	0.2	7.5	13237	1.3
BBC Radio 4 (including 4 Extra)	Q	56348	9476	17	2.2	12.8	121427	12.0
BBC Radio 4	Q	56348	9116	16	2.0	12.2	110939	11.0
BBC Radio 4 Extra	Q	56348	1464	3	0.2	7.2	10487	1.0
BBC Radio 5 live (inc. sports extra)	Q	56348	5952	11	0.6	6.1	36020	3.6
BBC Radio 5 live	Q	56348	5245	9	0.6	6.0	31319	3.1
BBC Radio 5 Sports Extra	Q	56348	1552	3	0.1	3.0	4701	0.5
BBC 6 Music	Q	56348	2519	4	0.5	10.4	26139	2.6
BBC Asian Network UK	H	56348	448	1	*	4.8	2140	0.2
BBC World Service	Q	56348	1072	2	0.1	4.6	4976	0.5
NATIONAL REGIONAL								
BBC Radio Scotland	H	4649	800	17	1.0	6.1	4866	6.1
BBC Radio Ulster ³	H	1558	506	32	3.2	9.7	4927	17.0
BBC Radio Wales	H	2628	316	12	1.1	8.8	2787	5.3
BBC Radio Cymru ³	H	2628	95	4	0.4	12.1	1150	2.2

Source: "RAJAR/Ipsos/RSMB."

(1-12) See note on back cover.

QUARTERLY SUMMARY OF RADIO LISTENING



SURVEY PERIOD ENDING
17th Dec 2023

PART 3 - INDIVIDUAL BBC SERVICES



Embargoed
until 00.01 am
1st February 2024

	Survey Period	Adults (15+) Pop'n '000	Weekly Reach '000	Weekly Reach %	Average Hours per head	Average Hours per listener	Total Hours '000	Share in TSA %
LOCAL								
BBC Local Radio in England	Q	45957	4869	11	0.7	6.9	33702	4.1
BBC Radio Berkshire	H	986	73	7	0.4	5.2	377	2.5
BBC Radio Bristol	H	946	78	8	0.6	7.0	550	3.0
BBC Radio Cambridgeshire	H	897	67	7	0.7	9.1	612	3.4
BBC Radio Cornwall	H	494	80	16	2.0	12.1	970	10.0
BBC CWR	H	835	64	8	0.7	8.6	552	3.7
BBC Radio Cumbria	H	425	85	20	1.7	8.4	713	8.4
BBC Radio Derby	H	692	127	18	1.5	8.0	1021	8.3
BBC Radio Devon	H	1050	136	13	1.0	7.5	1022	4.8
BBC Essex	H	1448	138	10	1.1	11.8	1621	6.0
BBC Radio Gloucestershire	H	537	49	9	0.7	7.8	378	3.4
BBC Hereford & Worcester	H	538	90	17	1.6	9.3	841	7.8
BBC Radio Humberside	H	781	101	13	0.9	7.3	736	5.0
BBC Radio Kent	H	1759	142	8	0.4	4.6	659	1.7
BBC Radio Lancashire	H	1249	150	12	1.0	8.5	1281	5.8
BBC Radio Leeds	H	1738	178	10	0.5	4.5	807	2.8
BBC Radio Leicester	H	891	106	12	0.6	5.2	551	3.9
BBC Radio Lincolnshire	H	591	66	11	0.6	5.8	383	3.1

Source: "RAJAR/Ipsos/RSMB."

(1-12) See note on back cover.

QUARTERLY SUMMARY OF RADIO LISTENING



SURVEY PERIOD ENDING
17th Dec 2023

PART 3 - INDIVIDUAL BBC SERVICES



Embargoed
until 00.01 am
1st February 2024

	Survey Period	Adults (15+) Pop'n '000	Weekly Reach '000	Weekly Reach %	Average Hours per head	Average Hours per listener	Total Hours '000	Share in TSA %
BBC Radio London	Q	12478	548	4	0.2	3.5	1914	0.9
BBC Radio Manchester	H	2343	181	8	0.4	5.1	930	2.6
BBC Radio Merseyside	H	1736	179	10	1.4	13.4	2400	7.8
BBC Radio Newcastle	H	1475	214	15	0.9	6.3	1354	5.1
BBC Radio Norfolk	H	921	131	14	1.5	10.5	1372	6.8
BBC Radio Northampton	H	574	70	12	0.7	6.0	423	4.0
BBC Radio Nottingham	H	934	124	13	0.7	5.4	673	4.4
BBC Radio Oxford	H	581	87	15	0.6	4.0	351	3.5
BBC Radio Sheffield	H	1322	147	11	0.6	5.6	827	3.7
BBC Radio Shropshire	H	441	65	15	0.9	6.3	410	4.8
Total BBC Radio Solent	Y	1909	184	10	0.9	9.0	1650	4.2
BBC Radio Somerset	H	487	55	11	1.4	12.8	696	7.2
BBC Radio Stoke	H	704	118	17	1.6	9.5	1121	8.9
BBC Radio Suffolk	H	632	97	15	1.4	9.4	904	6.7
BBC Radio Sussex and BBC Radio Surrey	H	2703	192	7	0.8	11.0	2107	3.7
BBC Radio Tees	H	803	100	12	0.8	6.7	668	4.4
BBC Three Counties Radio	H	1469	125	9	1.1	12.5	1565	5.8
BBC Radio WM	H	2483	193	8	0.4	4.6	883	2.2
BBC Radio Wiltshire/Swindon	H	670	89	13	1.5	11.4	1020	6.2

Source: "RAJAR/Ipsos/RSMB."

(1-12) See note on back cover.

QUARTERLY SUMMARY OF RADIO LISTENING



SURVEY PERIOD ENDING
17th Dec 2023

PART 3 - INDIVIDUAL BBC SERVICES



Embargoed
until 00.01 am
1st February 2024

	Survey Period	Adults (15+) Pop'n '000	Weekly Reach '000	Weekly Reach %	Average Hours per head	Average Hours per listener	Total Hours '000	Share in TSA %
BBC Radio York	H	602	60	10	0.7	7.3	444	4.6
BBC Radio Guernsey	Y	51	12	24	1.6	6.8	83	10.2
BBC Radio Jersey	Y	93	21	23	2.2	9.3	201	12.9

(1-12) See note on back cover.

Source. "RAJAR/Ipsos/RSMB."

QUARTERLY SUMMARY OF RADIO LISTENING



SURVEY PERIOD ENDING
17th Dec 2023

PART 4 - NATIONAL COMMERCIAL GROUPS



Embargoed
until 00.01 am
1st February 2024

	Survey Period	Adults (15+) Pop'n '000	Weekly Reach '000	Weekly Reach %	Average Hours per head	Average Hours per listener	Total Hours '000	Share in TSA %
Bauer Media Audio UK - Total (exc Partners)	H	56348	21790	39	3.7	9.6	208648	20.6
Absolute Radio Network ²	H	56348	5287	9	0.6	6.9	36333	3.6
Absolute Radio	Q	56348	2359	4	0.2	5.9	14033	1.4
Absolute Radio 60s	H	56348	115	*	*	4.5	515	0.1
Absolute Radio 70s	H	56348	299	1	*	2.8	842	0.1
Absolute 80s	Q	56348	1589	3	0.2	5.3	8482	0.8
Absolute Radio 90s	H	56348	947	2	0.1	4.0	3749	0.4
Absolute Radio 00s	H	56348	289	1	*	2.7	773	0.1
Absolute Radio 10s	H	56348	149	*	*	1.1	160	*
Absolute Classic Rock	H	56348	796	1	0.1	5.8	4609	0.5
Absolute Radio Country	H	56348	407	1	*	5.8	2379	0.2
Hits Radio Portfolio (exc Partners) ¹¹	H	56348	12016	21	1.9	9.0	108269	10.7
Greatest Hits Network (exc Partners) ²	H	56348	6850	12	1.0	8.5	58347	5.8
Downtown Country	H	1558	105	7	0.6	8.6	897	3.1
Greatest Hits Radio	H	56348	6753	12	1.0	8.5	57449	5.7
Greatest Hits Radio (Ayrshire & Dumfries & Galloway) (was West Sound)	Y	397	72	18	1.9	10.5	761	10.9
Greatest Hits Radio (Bath & South West)	Y	381	42	11	1.1	10.2	433	4.8
Greatest Hits Radio (Berkshire & North Hampshire)	H	755	95	13	0.8	6.0	571	5.2
Greatest Hits Radio (Black Country & Shropshire)	H	1595	61	4	0.3	8.7	527	1.9

Source: "RAJAR/Ipsos/RSMB."

(1-12) See note on back cover.

QUARTERLY SUMMARY OF RADIO LISTENING



SURVEY PERIOD ENDING
17th Dec 2023

PART 4 - NATIONAL COMMERCIAL GROUPS



Embargoed
until 00.01 am
1st February 2024

	Survey Period	Adults (15+) Pop'n '000	Weekly Reach '000	Weekly Reach %	Average Hours per head	Average Hours per listener	Total Hours '000	Share in TSA %
Greatest Hits Radio (Blackpool)	Y	241	33	14	1.3	9.1	302	7.7
Greatest Hits Radio (Bolton)	Y	463	30	6	0.6	9.4	279	2.8
Greatest Hits Radio (Bradford & West Yorkshire)	H	804	111	14	1.8	12.7	1408	10.0
Greatest Hits Radio (Bristol & South West)	H	906	157	17	1.6	9.4	1471	8.4
Greatest Hits Radio (Bucks Beds & Herts)	H	1189	67	6	0.6	11.1	744	3.3
Greatest Hits Radio (Cambridgeshire)	H	532	34	6	0.5	7.9	272	2.9
Greatest Hits Radio (Cornwall)	Y	521	46	9	1.0	11.2	519	4.8
Greatest Hits Radio (Coventry & Warwickshire)	H	741	71	10	0.7	7.3	523	4.1
Greatest Hits Radio (Cumbria) (was CFM)	Y	255	66	26	2.3	8.8	586	12.2
Greatest Hits Radio (Devon)	H	760	82	11	0.8	7.3	595	3.9
Greatest Hits Radio (Dorset East)	Y	429	40	9	0.8	8.8	357	4.5
Greatest Hits Radio (Dorset West)	Y	193	50	26	2.5	9.9	490	11.0
Greatest Hits Radio (East Midlands)	H	2416	165	7	0.5	7.5	1241	3.2
Greatest Hits Radio (East Yorkshire & Northern Lincolnshire)	H	933	113	12	1.1	8.8	992	5.8
Greatest Hits Radio (Essex)	H	581	73	13	1.2	9.7	704	6.7
Greatest Hits Radio (Gloucestershire)	Y	413	33	8	0.7	8.2	271	3.3
Greatest Hits Radio (Greater Manchester)	H	2179	199	9	0.7	7.8	1549	4.7
Greatest Hits Radio (Great Yarmouth)	Y	182	49	27	3.6	13.3	654	14.3
Greatest Hits Radio (Harrogate & Yorkshire Dales)	Y	249	37	15	1.5	10.4	386	9.1

Source: "RAJAR/Ipsos/RSMB."

(1-12) See note on back cover.

QUARTERLY SUMMARY OF RADIO LISTENING



SURVEY PERIOD ENDING
17th Dec 2023

PART 4 - NATIONAL COMMERCIAL GROUPS



Embargoed
until 00.01 am
1st February 2024

	Survey Period	Adults (15+) Pop'n '000	Weekly Reach '000	Weekly Reach %	Average Hours per head	Average Hours per listener	Total Hours '000	Share in TSA %
Greatest Hits Radio (Herefordshire & Worcestershire)	Y	512	48	9	0.9	9.9	476	4.4
Greatest Hits Radio (Kent)	H	1314	85	6	0.4	6.3	538	1.9
Greatest Hits Radio (Lancashire)	H	975	96	10	0.6	6.3	599	3.4
Greatest Hits Radio (Leeds & West Yorkshire)	H	752	142	19	1.8	9.3	1327	10.6
Greatest Hits Radio (Lincolnshire)	H	916	150	16	1.7	10.1	1520	8.3
Greatest Hits Radio (Liverpool)	H	1679	264	16	1.7	10.6	2805	9.3
Greatest Hits Radio (London)	Q	12478	1442	12	0.6	5.4	7794	3.8
Greatest Hits Radio (Northamptonshire)	H	634	58	9	0.6	6.3	362	3.2
Greatest Hits Radio (North Derbyshire)	Y	475	61	13	1.2	9.0	549	6.1
Greatest Hits Radio (Northern Ireland)	H	1558	82	5	0.2	4.3	356	1.2
Greatest Hits Radio (North Norfolk)	Y	81	18	23	2.4	10.4	190	10.3
Greatest Hits Radio (Norwich)	Y	512	96	19	1.4	7.6	731	7.3
Greatest Hits Radio (Oxfordshire)	H	569	110	19	1.0	5.1	562	5.8
Greatest Hits Radio (Peterborough Stamford & Rutland)	H	479	52	11	1.0	8.9	462	4.5
Greatest Hits Radio (Plymouth)	Y	264	42	16	1.9	12.1	510	9.2
Greatest Hits Radio (Salisbury)	Y	131	32	25	2.6	10.4	335	10.9
Greatest Hits Radio (Scotland)	H	4379	563	13	1.1	8.5	4791	6.2
Greatest Hits Radio (Edinburgh & the Lothians & Fife & Falkirk (was Forth 2))	H	1202	108	9	0.7	7.8	844	4.6
Greatest Hits Radio (Glasgow & the West) (was Clyde 2)	H	1955	238	12	0.7	5.6	1345	3.8

Source: "RAJAR/Ipsos/RSMB."

(1-12) See note on back cover.

QUARTERLY SUMMARY OF RADIO LISTENING



SURVEY PERIOD ENDING
17th Dec 2023

PART 4 - NATIONAL COMMERCIAL GROUPS



Embargoed
until 00.01 am
1st February 2024

	Survey Period	Adults (15+) Pop'n '000	Weekly Reach '000	Weekly Reach %	Average Hours per head	Average Hours per listener	Total Hours '000	Share in TSA %
Greatest Hits Radio (North of Scotland)	Y	258	17	7	0.6	8.5	149	3.1
Greatest Hits Radio (North East Scotland) (was Northsound 2)	Y	344	37	11	0.7	6.2	228	3.9
Greatest Hits Radio (Scottish Borders & North Northumberland) (was Radio Borders)	Y	112	41	36	3.3	9.2	375	19.3
Greatest Hits Radio (Tayside & Fife) (was Tay 2)	Y	395	35	9	1.3	14.5	514	7.1
Greatest Hits Radio (Somerset)	Y	447	59	13	1.5	11.1	652	6.9
Greatest Hits Radio (South Coast)	H	1229	129	10	1.0	9.4	1216	4.6
Greatest Hits Radio (South Wales)	H	1653	120	7	0.4	5.6	678	2.2
Greatest Hits Radio (South Yorkshire)	H	1344	253	19	2.4	12.5	3174	14.1
Greatest Hits Radio (Staffordshire & Cheshire)	H	868	83	10	0.9	9.2	771	4.8
Greatest Hits Radio (Suffolk) (was Hits Radio (Suffolk))	Y	481	46	9	1.4	14.7	672	6.6
Greatest Hits Radio (Surrey & East Hampshire)	H	627	59	9	0.7	6.9	409	3.9
Greatest Hits Radio (Sussex)	H	1303	174	13	1.2	8.9	1545	5.1
Greatest Hits Radio (Swindon)	Y	279	31	11	1.2	10.7	332	6.1
Greatest Hits Radio (Teesside)	H	831	99	12	0.9	7.7	762	4.8
Greatest Hits Radio (Tyne & Wear)	H	1522	78	5	0.3	5.1	397	1.5
Greatest Hits Radio (Wakefield)	Y	324	70	22	1.9	8.7	612	10.7
Greatest Hits Radio (Warrington)	Y	295	30	10	1.1	10.4	312	5.8
Greatest Hits Radio (West Midlands)	H	3927	378	10	0.8	8.6	3255	4.9
Greatest Hits Radio (West Norfolk)	Y	195	50	26	3.1	11.8	597	12.8

Source: "RAJAR/Ipsos/RSMB."

(1-12) See note on back cover.

QUARTERLY SUMMARY OF RADIO LISTENING



SURVEY PERIOD ENDING
17th Dec 2023

PART 4 - NATIONAL COMMERCIAL GROUPS



Embargoed
until 00.01 am
1st February 2024

	Survey Period	Adults (15+) Pop'n '000	Weekly Reach '000	Weekly Reach %	Average Hours per head	Average Hours per listener	Total Hours '000	Share in TSA %
Greatest Hits Radio (Wigan & St Helens)	Y	444	33	7	1.2	15.5	513	5.9
Greatest Hits Radio (York & North Yorkshire)	Y	366	54	15	1.3	8.4	458	7.1
Greatest Hits Radio (Yorkshire Coast)	Y	127	29	23	2.5	11.0	319	12.0
Hits Radio Network (exc Partners) ²	H	56348	6330	11	0.9	7.9	49923	4.9
Hits Radio ²	H	56348	1430	3	0.1	4.9	6959	0.7
Hits Radio (Bournemouth & Poole)	Y	429	27	6	0.3	5.4	144	1.8
Hits Radio (Bristol & South West) (was SAMfm)	H	906	32	3	0.3	7.7	244	1.4
Hits Radio (Cumbria)	Y	255	7	3	0.1	2.3	15	0.3
Hits Radio (Manchester)	H	2641	260	10	0.8	8.5	2206	5.3
Hits Radio (Oxfordshire)	H	569	26	5	0.3	7.2	185	1.9
Hits Radio (South Coast)	H	1229	24	2	*	2.3	55	0.2
96.4 FM The Wave	Y	476	85	18	1.2	6.9	586	6.7
Radio City	H	1975	287	15	1.1	7.8	2241	6.3
Clyde 1	H	1955	683	35	3.2	9.0	6167	17.5
Cool FM	H	1558	538	35	2.7	7.7	4155	14.3
Downtown Radio	H	1558	259	17	1.4	8.7	2259	7.8
Forth 1	H	1202	358	30	2.5	8.3	2977	16.1
Free Radio (Birmingham)	H	2317	245	11	0.7	6.8	1669	4.5
Free Radio (Black Country & Shropshire)	H	1595	75	5	0.3	6.0	452	1.6

Source: "RAJAR/Ipsos/RSMB."

(1-12) See note on back cover.

QUARTERLY SUMMARY OF RADIO LISTENING



SURVEY PERIOD ENDING
17th Dec 2023

PART 4 - NATIONAL COMMERCIAL GROUPS



Embargoed
until 00.01 am
1st February 2024

	Survey Period	Adults (15+) Pop'n '000	Weekly Reach '000	Weekly Reach %	Average Hours per head	Average Hours per listener	Total Hours '000	Share in TSA %
Free Radio (Coventry & Warwickshire)	H	741	109	15	1.2	7.8	854	6.7
Free Radio (Herefordshire & Worcestershire)	Y	512	63	12	0.9	7.3	459	4.3
Gem	H	2494	240	10	0.8	8.0	1918	4.6
Hallam FM	H	1344	269	20	1.4	6.8	1828	8.1
Lincs FM	H	916	142	15	1.2	8.0	1141	6.3
Metro Radio	H	1522	299	20	1.3	6.6	1969	7.3
MFR	Y	258	91	35	2.2	6.3	572	11.8
Northsound 1	Y	344	115	33	2.0	6.0	685	11.7
Pirate FM	Y	521	122	23	2.1	9.1	1108	10.3
Pulse 1	H	1848	123	7	0.4	6.2	766	2.5
Rock FM	H	1614	212	13	0.9	6.6	1406	4.7
Signal One	H	868	187	21	1.4	6.6	1238	7.8
Tay FM	Y	395	110	28	3.5	12.7	1390	19.2
TFM	H	831	107	13	0.7	5.7	608	3.9
Viking FM	H	933	167	18	1.0	5.8	967	5.6
Wave 105	H	1879	405	22	2.9	13.6	5499	13.9
West FM	Y	289	93	32	3.1	9.6	890	17.6
Heat	H	56348	472	1	*	3.5	1635	0.2
Jazz FM	H	56348	446	1	*	4.2	1892	0.2

Source: "RAJAR/Ipsos/RSMB."

(1-12) See note on back cover.

QUARTERLY SUMMARY OF RADIO LISTENING



SURVEY PERIOD ENDING
17th Dec 2023

PART 4 - NATIONAL COMMERCIAL GROUPS



Embargoed
until 00.01 am
1st February 2024

	Survey Period	Adults (15+) Pop'n '000	Weekly Reach '000	Weekly Reach %	Average Hours per head	Average Hours per listener	Total Hours '000	Share in TSA %
Kerrang!	H	56348	399	1	*	4.1	1648	0.2
KISS Network ⁵	H	56348	4224	7	0.4	4.9	20766	2.1
KISS	Q	56348	2349	4	0.2	3.6	8478	0.8
KISS (East)	H	699	54	8	0.3	3.9	211	1.4
KISS (London)	Q	12478	964	8	0.2	3.1	2991	1.5
KISS (West)	H	2583	275	11	0.7	6.4	1768	3.4
KISS Fresh	H	56348	245	*	*	3.0	733	0.1
KISSTORY	Q	56348	2368	4	0.2	4.4	10528	1.0
Magic Network ⁸	H	56348	4157	7	0.4	5.8	24159	2.4
Magic ²	Q	56348	3422	6	0.3	5.7	19491	1.9
Magic (London)	Q	12478	1670	13	0.9	6.9	11578	5.7
Magic at the Musicals	H	56348	165	*	*	5.0	827	0.1
Magic Chilled	H	56348	416	1	*	3.1	1272	0.1
Magic Soul	H	56348	502	1	0.1	6.6	3285	0.3
Mellow Magic	H	56348	492	1	*	4.7	2325	0.2
Planet Rock	Q	56348	1285	2	0.2	10.2	13077	1.3
Scala Radio	H	56348	199	*	*	8.8	1751	0.2
Total Global Radio (UK)	H	56348	25184	45	4.2	9.4	236755	23.4
Capital Brand (UK) ⁶	H	56348	7921	14	0.7	5.1	40180	4.0

Source: "RAJAR/Ipsos/RSMB."

(1-12) See note on back cover.

QUARTERLY SUMMARY OF RADIO LISTENING



SURVEY PERIOD ENDING
17th Dec 2023

PART 4 - NATIONAL COMMERCIAL GROUPS



Embargoed
until 00.01 am
1st February 2024

	Survey Period	Adults (15+) Pop'n '000	Weekly Reach '000	Weekly Reach %	Average Hours per head	Average Hours per listener	Total Hours '000	Share in TSA %
Capital Chill	Q	56348	186	*	*	4.8	897	0.1
Capital Dance	Q	56348	863	2	0.1	4.6	3974	0.4
Capital Network (UK) ²	H	56348	5871	10	0.5	4.7	27462	2.7
Capital Liverpool ¹⁰	H	1100	149	14	0.6	4.4	652	3.3
Capital London ¹⁰	Q	12478	1618	13	0.6	4.5	7221	3.6
Capital Mid Counties	Y	1121	132	12	0.7	5.6	735	3.7
Capital Mid Counties - North ¹⁰	Y	276	31	11	0.4	3.8	117	2.4
Capital Mid Counties - South ¹⁰	H	844	114	13	0.7	5.3	602	3.9
Capital Midlands	H	5705	791	14	0.7	5.1	4032	4.2
Capital Birmingham ¹⁰	H	2337	325	14	0.6	4.1	1335	3.5
Capital East Midlands ¹⁰	H	2407	321	13	0.8	6.2	1983	5.0
Capital East Midlands - Derbyshire	H	568	57	10	0.5	5.2	296	2.9
Capital East Midlands - Leicestershire	H	841	115	14	0.8	6.0	688	5.2
Capital East Midlands - Nottinghamshire	H	1047	149	14	1.0	6.7	1002	5.8
Capital North East ¹⁰	H	2268	353	16	1.0	6.2	2180	5.3
Capital North West	H	3706	385	10	0.4	4.2	1626	2.7
Capital Lancashire ¹⁰	H	615	61	10	0.7	6.6	402	3.8
Capital Manchester ¹⁰	H	3091	324	10	0.4	3.8	1224	2.4
Capital North West and Wales ¹⁰	H	1054	108	10	0.7	6.7	720	3.4

Source: "RAJAR/Ipsos/RSMB."

(1-12) See note on back cover.

QUARTERLY SUMMARY OF RADIO LISTENING



SURVEY PERIOD ENDING
17th Dec 2023

PART 4 - NATIONAL COMMERCIAL GROUPS



Embargoed
until 00.01 am
1st February 2024

	Survey Period	Adults (15+) Pop'n '000	Weekly Reach '000	Weekly Reach %	Average Hours per head	Average Hours per listener	Total Hours '000	Share in TSA %
Capital Scotland ⁴	H	2931	373	13	0.5	3.5	1319	2.6
Capital South	H	1579	158	10	0.5	4.6	732	2.2
Capital Brighton ¹⁰	Y	370	19	5	0.2	3.0	58	0.8
Capital South Coast ¹⁰	H	1208	129	11	0.5	5.0	639	2.5
Capital South Wales ⁴	H	1069	160	15	0.7	4.6	734	3.7
Capital Yorkshire ¹⁰	H	4730	723	15	0.8	5.5	3949	4.9
Capital XTRA Brand UK ²	H	56348	1979	4	0.1	3.9	7721	0.8
Capital XTRA (UK) ²	H	56348	1686	3	0.1	3.7	6213	0.6
Capital XTRA (London)	Q	12478	739	6	0.2	2.6	1941	1.0
Capital XTRA Reloaded	Q	56348	496	1	*	3.0	1502	0.1
Classic FM	Q	56348	4689	8	0.7	8.7	40898	4.0
Gold Network (UK) ²	H	56348	1676	3	0.2	7.9	13197	1.3
Gold Cambridgeshire	H	954	27	3	0.1	4.8	131	0.7
Gold East Midlands	H	3028	121	4	0.3	8.3	1005	2.0
Gold London	Q	12478	344	3	0.2	6.4	2188	1.1
Gold Manchester	H	3091	101	3	0.2	7.2	730	1.5
Heart Brand (UK) ⁹	H	56348	11527	20	1.4	6.6	76428	7.6
Heart 70s	Q	56348	675	1	*	3.7	2493	0.2
Heart 80s	Q	56348	1678	3	0.1	4.5	7598	0.7

Source: "RAJAR/Ipsos/RSMB."

(1-12) See note on back cover.

QUARTERLY SUMMARY OF RADIO LISTENING



SURVEY PERIOD ENDING
17th Dec 2023

PART 4 - NATIONAL COMMERCIAL GROUPS



Embargoed
until 00.01 am
1st February 2024

	Survey Period	Adults (15+) Pop'n '000	Weekly Reach '000	Weekly Reach %	Average Hours per head	Average Hours per listener	Total Hours '000	Share in TSA %
Heart 90s	Q	56348	1184	2	0.1	3.5	4162	0.4
Heart 00s	Q	56348	825	1	*	3.3	2764	0.3
Heart Dance	Q	56348	826	1	0.1	3.9	3187	0.3
Heart Network (UK) ²	H	56348	8838	16	1.0	6.4	56835	5.6
Heart East	H	5944	1064	18	1.6	8.9	9456	8.4
Heart Cambridgeshire ¹⁰	H	954	167	17	1.5	8.7	1444	7.5
Heart East Anglia	H	1304	293	22	2.0	9.1	2657	9.9
Heart East Anglia - Norfolk ¹⁰	H	699	171	24	2.1	8.6	1467	9.9
Heart East Anglia - Suffolk ¹⁰	H	605	122	20	2.0	9.8	1190	9.8
Heart Essex	H	1449	176	12	1.1	9.1	1608	6.0
Heart Essex - Chelmsford & Southend ¹⁰	H	1138	129	11	1.0	8.4	1093	5.1
Heart Essex - Colchester ¹⁰	Y	200	31	16	1.6	10.4	326	10.4
Heart Essex - Harlow ¹⁰	Y	111	15	13	1.1	8.6	127	5.7
Heart Four Counties	H	2383	430	18	1.6	8.7	3747	8.9
Heart Four Counties - Bedfordshire ¹⁰	Y	358	83	23	1.3	5.5	456	6.7
Heart Four Counties - Beds/Bucks/Herts ¹⁰	H	781	128	16	1.4	8.6	1103	7.3
Heart Four Counties - 96.6 FM Hertfordshire ⁴	H	735	21	3	0.2	7.2	153	1.3
Heart Four Counties - Milton Keynes ¹⁰	Y	282	47	17	1.1	6.4	301	6.8
Heart Four Counties - Northamptonshire ¹⁰	H	634	140	22	2.4	10.8	1510	13.2

Source: "RAJAR/Ipsos/RSMB."

(1-12) See note on back cover.

QUARTERLY SUMMARY OF RADIO LISTENING



SURVEY PERIOD ENDING
17th Dec 2023

PART 4 - NATIONAL COMMERCIAL GROUPS



Embargoed
until 00.01 am
1st February 2024

	Survey Period	Adults (15+) Pop'n '000	Weekly Reach '000	Weekly Reach %	Average Hours per head	Average Hours per listener	Total Hours '000	Share in TSA %
Heart London ¹⁰	Q	12478	2003	16	1.0	5.9	11919	5.9
Heart North East ¹⁰	H	2325	349	15	1.1	7.5	2626	6.2
Heart North Wales ⁴	H	729	102	14	1.0	7.2	737	4.6
Heart North West Group	H	6192	683	11	0.7	6.4	4385	4.1
Heart North Lancs & Cumbria	Y	286	73	26	2.1	8.0	588	10.8
Heart North West ¹⁰	H	5907	606	10	0.6	6.2	3750	3.7
Heart Scotland	H	2897	355	12	0.6	4.6	1616	3.2
Heart Scotland East ¹⁰	H	1231	139	11	0.5	4.8	664	3.5
Heart Scotland West ¹⁰	H	1666	216	13	0.6	4.4	952	3.1
Heart South	H	6277	1197	19	1.2	6.2	7375	5.9
Heart Kent ¹⁰	H	1315	228	17	1.0	5.8	1336	4.8
Heart Solent	H	1902	321	17	1.0	5.8	1865	4.7
Heart Solent - Dorset ¹⁰	H	641	94	15	0.8	5.7	534	4.2
Heart Solent - Hampshire ¹⁰	H	1260	227	18	1.1	5.9	1332	4.9
Heart Sussex	H	1447	297	20	1.3	6.5	1914	6.1
Heart Sussex - North ¹⁰	Y	302	53	17	1.2	6.6	349	6.3
Heart Sussex - South ¹⁰	H	1147	251	22	1.4	6.5	1639	6.2
Heart Thames Valley	H	1613	351	22	1.4	6.4	2259	8.5
Heart Thames Valley - Berks & N.Hants ¹⁰	H	845	217	26	1.7	6.5	1422	11.2

Source: "RAJAR/Ipsos/RSMB."

(1-12) See note on back cover.

QUARTERLY SUMMARY OF RADIO LISTENING



SURVEY PERIOD ENDING
17th Dec 2023

PART 4 - NATIONAL COMMERCIAL GROUPS



Embargoed
until 00.01 am
1st February 2024

	Survey Period	Adults (15+) Pop'n '000	Weekly Reach '000	Weekly Reach %	Average Hours per head	Average Hours per listener	Total Hours '000	Share in TSA %
Heart Thames Valley - Oxfordshire ¹⁰	H	768	134	17	1.1	6.3	837	6.0
Heart South Wales ¹⁰	H	1931	419	22	2.0	9.1	3834	10.3
Heart West	H	3985	826	21	1.3	6.1	5046	6.2
Heart South West	H	1544	323	21	1.3	6.3	2046	6.6
Heart South West - Cornwall ¹⁰	Y	463	89	19	1.1	5.8	514	5.4
Heart South West - Exeter ¹⁰	Y	344	62	18	0.9	5.0	307	4.6
Heart South West - North Devon ¹⁰	Y	165	42	25	2.5	10.1	419	13.0
Heart South West - Plymouth & South Hams ¹⁰	Y	353	70	20	1.4	7.2	508	6.8
Heart South West - Torbay ¹⁰	Y	220	48	22	1.8	8.5	407	8.3
Heart West Country	H	2441	503	21	1.2	6.0	3000	5.9
Heart West Country - Bristol/Weston & Bath ¹⁰	H	994	183	18	0.9	4.9	890	4.6
Heart West Country - Gloucestershire ¹⁰	Y	459	104	23	1.6	6.9	723	7.7
Heart West Country - Somerset ¹⁰	Y	442	95	21	1.3	6.0	568	6.1
Heart West Country - Wiltshire ¹⁰	Y	546	119	22	1.6	7.2	857	7.1
Heart West Midlands ¹⁰	H	3968	570	14	0.9	6.3	3588	5.3
Heart Yorkshire ⁴	H	3248	468	14	0.6	4.4	2051	3.8
LBC Brand (UK) ²	H	56348	2990	5	0.5	9.4	28066	2.8
LBC (UK)	H	56348	2467	4	0.5	10.4	25582	2.5
LBC London	Q	12478	1394	11	1.2	10.7	14866	7.3

Source: "RAJAR/Ipsos/RSMB."

(1-12) See note on back cover.

QUARTERLY SUMMARY OF RADIO LISTENING



SURVEY PERIOD ENDING
17th Dec 2023

PART 4 - NATIONAL COMMERCIAL GROUPS



Embargoed
until 00.01 am
1st February 2024

	Survey Period	Adults (15+) Pop'n '000	Weekly Reach '000	Weekly Reach %	Average Hours per head	Average Hours per listener	Total Hours '000	Share in TSA %
LBC News (UK)	H	56348	810	1	*	3.1	2484	0.2
LBC News (London) ¹⁰	Q	12478	474	4	0.1	3.2	1503	0.7
Smooth Brand (UK) ⁷	H	56348	6165	11	0.7	6.6	40449	4.0
Smooth Radio Chill	Q	56348	471	1	*	5.0	2349	0.2
Smooth Radio Country	Q	56348	314	1	*	4.8	1492	0.1
Smooth Radio Network (UK) ²	H	56348	5473	10	0.6	6.6	36184	3.6
Smooth Radio Devon	H	1103	45	4	0.3	8.1	361	1.7
Smooth Radio East Anglia	H	1304	73	6	0.4	7.0	511	1.9
Smooth Radio East Midlands ⁴	H	3266	442	14	1.0	7.3	3227	5.7
Smooth Radio Essex	H	1449	99	7	0.4	5.6	556	2.1
Smooth Radio Kent	H	1315	97	7	0.4	5.7	549	2.0
Smooth Radio Lake District ¹⁰	Y	53	7	13	1.2	8.8	62	5.9
Smooth Radio London ¹⁰	Q	12478	1076	9	0.4	4.3	4587	2.3
Smooth Radio North East ⁴	H	2325	518	22	2.0	9.1	4700	11.1
Smooth Radio North West ⁴	H	5907	1050	18	1.3	7.6	7941	7.9
Smooth Radio North West and Wales	H	1054	83	8	0.8	9.5	792	3.7
Smooth Radio Scotland	H	1893	320	17	1.1	6.6	2112	6.2
Smooth Radio Solent	H	1902	84	4	0.3	6.7	558	1.4
Smooth Radio South Wales	H	1069	82	8	0.5	6.9	568	2.9

Source: "RAJAR/Ipsos/RSMB."

(1-12) See note on back cover.

QUARTERLY SUMMARY OF RADIO LISTENING



SURVEY PERIOD ENDING
17th Dec 2023

PART 4 - NATIONAL COMMERCIAL GROUPS



Embargoed
until 00.01 am
1st February 2024

	Survey Period	Adults (15+) Pop'n '000	Weekly Reach '000	Weekly Reach %	Average Hours per head	Average Hours per listener	Total Hours '000	Share in TSA %
Smooth Radio Sussex	H	1484	63	4	0.2	4.5	281	0.9
Smooth Radio Thames Valley	H	1613	66	4	0.3	6.7	444	1.7
Smooth Radio Three Counties	H	1637	53	3	0.1	4.5	241	0.8
Smooth Radio West Country	H	2441	142	6	0.3	4.6	649	1.3
Smooth Radio West Midlands	H	3968	488	12	0.9	7.5	3659	5.4
Radio X Brand (UK) ¹²	H	56348	2168	4	0.4	9.2	19919	2.0
Radio X Classic Rock	Q	56348	244	*	*	5.7	1396	0.1
Radio X Network (UK) ²	H	56348	2013	4	0.3	9.3	18697	1.8
Radio X London	Q	12478	444	4	0.3	7.7	3419	1.7
Radio X Manchester	H	3091	235	8	0.8	10.5	2476	4.9
Total News Broadcasting	H	56348	6157	11	0.8	7.3	44774	4.4
News Broadcasting National Network	H	56348	5936	11	0.8	7.2	42741	4.2
News Broadcasting Speech Network	H	56348	4304	8	0.6	7.2	31176	3.1
TalkRadio	H	56348	725	1	0.1	7.7	5544	0.5
talkSPORT Network ²	H	56348	3342	6	0.4	6.5	21675	2.1
talkSPORT	H	56348	3081	5	0.4	6.8	20851	2.1
talkSPORT2	H	56348	398	1	*	2.1	824	0.1
Times Radio	H	56348	492	1	0.1	8.0	3956	0.4
Virgin Radio Network	H	56348	1825	3	0.2	6.3	11565	1.1

Source: "RAJAR/Ipsos/RSMB."

(1-12) See note on back cover.

QUARTERLY SUMMARY OF RADIO LISTENING



SURVEY PERIOD ENDING
17th Dec 2023

PART 4 - NATIONAL COMMERCIAL GROUPS



Embargoed
until 00.01 am
1st February 2024

	Survey Period	Adults (15+) Pop'n '000	Weekly Reach '000	Weekly Reach %	Average Hours per head	Average Hours per listener	Total Hours '000	Share in TSA %
Virgin Radio	H	56348	1399	2	0.2	6.5	9134	0.9
Virgin Radio 80s Plus	H	56348	123	*	*	1.9	233	*
Virgin Radio Anthems	H	56348	276	*	*	3.9	1074	0.1
Virgin Radio Chilled	H	56348	320	1	*	3.5	1124	0.1
U105 (Greater Belfast)	H	940	220	23	2.0	8.5	1866	10.9
U105 (Outside Belfast)	Y	618	31	5	0.3	6.8	211	1.8
Sunrise Radio National	Y	56348	317	1	*	4.6	1455	0.1
Sunrise Radio London	Y	12478	108	1	*	4.0	429	0.2

(1-12) See note on back cover.

Source: "RAJAR/Ipsos/RSMB."

QUARTERLY SUMMARY OF RADIO LISTENING



SURVEY PERIOD ENDING
17th Dec 2023

PART 5 - LOCAL COMMERCIAL GROUPS AND INDIVIDUAL SERVICES



Embargoed
until 00.01 am
1st February 2024

	Survey Period	Adults (15+) Pop'n '000	Weekly Reach '000	Weekly Reach %	Average Hours per head	Average Hours per listener	Total Hours '000	Share in TSA %
All Local Commercial Radio (ILR)	Q	56215	27007	48	5.0	10.5	283475	28.0
Boom Radio	Q	56348	627	1	0.1	11.0	6877	0.7
Central FM	Y	219	47	21	1.5	7.3	339	8.8
Communicorp UK	H	19927	3219	16	1.1	6.7	21447	6.2
Capital Scotland	H	2931	373	13	0.5	3.5	1319	2.6
Capital South Wales	H	1069	160	15	0.7	4.6	734	3.7
Heart Four Counties - 96.6 FM Hertfordshire	H	735	21	3	0.2	7.2	153	1.3
Heart North Wales	H	729	102	14	1.0	7.2	737	4.6
Heart Yorkshire	H	3248	468	14	0.6	4.4	2051	3.8
Smooth Radio East Midlands	H	3266	442	14	1.0	7.3	3227	5.7
Smooth Radio North East	H	2325	518	22	2.0	9.1	4700	11.1
Smooth Radio North West	H	5907	1050	18	1.3	7.6	7941	7.9
XS Manchester	H	3091	104	3	0.2	5.6	584	1.2
CountryLine Radio (was Chris Country Radio)	H	12478	36	*	*	2.6	93	*
DCT (Total)	Y	639	125	20	1.8	9.4	1168	11.0
Kingdom FM	Y	294	51	17	0.9	5.4	276	5.8
Original 106 (Aberdeen)	Y	344	74	21	2.6	12.1	893	15.2
Total Dee Radio Group	Y	3774	71	2	0.1	3.3	231	0.3
Cheshire's Silk 106.9	Y	198	17	9	0.4	4.1	72	2.0

Source: "RAJAR/Ipsos/RSMB."

(1-12) See note on back cover.

QUARTERLY SUMMARY OF RADIO LISTENING



SURVEY PERIOD ENDING
17th Dec 2023

PART 5 - LOCAL COMMERCIAL GROUPS AND INDIVIDUAL SERVICES



Embargoed
until 00.01 am
1st February 2024

	Survey Period	Adults (15+) Pop'n '000	Weekly Reach '000	Weekly Reach %	Average Hours per head	Average Hours per listener	Total Hours '000	Share in TSA %
Chester's Dee 106.3 (Dee on DAB)	Y	207	12	6	0.4	6.8	81	2.1
Love 80s Liverpool	Y	1027	14	1	*	2.5	34	0.2
Love 80s Manchester	Y	2343	28	1	*	1.6	44	0.1
Total Radio Essex	H	1336	71	5	0.4	6.9	492	1.9
Radio Essex	H	750	41	5	0.3	5.6	228	1.5
Radio Essex DAB	Y	1335	50	4	0.3	6.8	342	1.3
3FM	Y	67	25	38	3.2	8.6	218	18.0
Fun Kids (London)	H	12478	98	1	*	2.4	230	0.1
GB News Radio	Q	56348	430	1	*	6.5	2792	0.3
IOW Radio	Y	124	41	33	2.6	7.9	324	12.8
KMFM Group	H	1314	168	13	1.1	8.9	1493	5.4
KMFM East	H	606	79	13	1.2	9.1	718	5.6
KMFM West	H	708	89	13	1.1	8.7	775	5.2
Lyca Group	Y	12478	163	1	0.1	8.0	1310	0.7
1458 Lyca Radio	Y	12478	108	1	0.1	7.2	782	0.4
Lyca Gold (surveyed as 1035 Dilse Radio)	Y	12478	74	1	*	7.1	528	0.3
Radio Mansfield 103.2	Y	168	25	15	1.2	7.8	197	6.1
Manx Radio	Y	67	25	38	3.7	9.7	247	20.3
Mi-Soul	H	12478	161	1	0.1	4.0	640	0.3

Source: "RAJAR/Ipsos/RSMB."

(1-12) See note on back cover.

QUARTERLY SUMMARY OF RADIO LISTENING



SURVEY PERIOD ENDING
17th Dec 2023

PART 5 - LOCAL COMMERCIAL GROUPS AND INDIVIDUAL SERVICES



Embargoed
until 00.01 am
1st February 2024

	Survey Period	Adults (15+) Pop'n '000	Weekly Reach '000	Weekly Reach %	Average Hours per head	Average Hours per listener	Total Hours '000	Share in TSA %
More Radio Total	H	475	55	12	0.8	7.2	394	3.4
More Radio East	Y	372	47	13	0.9	7.2	344	4.0
More Radio West	Y	103	12	11	0.8	7.2	82	3.8
Nation Broadcasting Group	H	21654	756	3	0.2	6.4	4804	1.3
106.3 Bridge FM	Y	135	21	15	0.9	5.9	122	5.5
Radio Carmarthenshire	Y	142	21	15	1.2	8.3	173	6.0
Dragon Radio Wales	Y	2628	46	2	0.1	8.5	389	0.8
Easy Radio South	H	1229	26	2	0.1	5.8	148	0.6
Easy Radio Wales Total	H	1653	16	1	0.1	5.9	93	0.3
Easy Radio SE Wales	H	1069	1	*	*	1.9	3	*
Easy Radio Wales	H	584	14	2	0.2	6.3	91	0.9
Nation Radio East Yorkshire	Y	477	29	6	0.4	6.9	204	2.4
Nation Radio Scotland Total	H	3095	133	4	0.4	8.7	1157	2.2
Nation Radio Scotland (East)	H	1202	18	1	*	1.4	25	0.1
Nation Radio Scotland (West)	H	1893	115	6	0.6	9.8	1133	3.3
Nation Radio South	Y	2223	78	4	0.2	4.4	342	0.7
Nation Radio Suffolk	Y	494	23	5	0.5	10.1	229	2.2
Nation Radio UK	H	12478	146	1	*	1.8	255	0.1
Nation Radio Wales	H	1766	185	10	0.7	6.2	1154	3.3

Source: "RAJAR/Ipsos/RSMB."

(1-12) See note on back cover.

QUARTERLY SUMMARY OF RADIO LISTENING



SURVEY PERIOD ENDING
17th Dec 2023

PART 5 - LOCAL COMMERCIAL GROUPS AND INDIVIDUAL SERVICES



Embargoed
until 00.01 am
1st February 2024

	Survey Period	Adults (15+) Pop'n '000	Weekly Reach '000	Weekly Reach %	Average Hours per head	Average Hours per listener	Total Hours '000	Share in TSA %
102.5 Radio Pembrokeshire	Y	103	25	24	1.1	4.8	118	5.5
Sun FM Radio	Y	267	20	7	0.6	7.9	154	3.4
Panjab Radio	Y	12478	96	1	0.1	10.0	961	0.5
Q Radio	H	1558	351	23	1.3	5.9	2068	7.1
Radio Exe	Y	564	34	6	0.5	8.1	280	2.4
Star Radio Cambridge	Y	552	31	6	0.3	4.8	149	1.5
Time FM 107.5	Y	493	8	2	0.1	4.5	36	0.7
Tindle Radio Group	Y	144	75	52	4.8	9.3	692	29.2
Channel 103 FM	Y	93	46	50	4.8	9.6	446	28.6
Island FM 104.7	Y	51	28	55	4.8	8.7	246	30.3
The Voice	Y	165	12	8	1.1	14.2	177	5.5

(1-12) See note on back cover.

Source: "RAJAR/Ipsos/RSMB."

QUARTERLY SUMMARY OF RADIO LISTENING



SURVEY PERIOD ENDING
17th Dec 2023

PART 6 - DEMOGRAPHIC ANALYSIS



Embargoed
until 00.01 am
1st February 2024

	Survey Period	Adults (15+) Pop'n '000	Weekly Reach '000	Weekly Reach %	Average Hours per head	Average Hours per listener	Total Hours '000	Share in TSA %
ALL COMMERCIAL 15+	Q	56348	39130	69	9.9	14.2	555160	54.8
Children 10-14	Q	4146	2804	68	4.2	6.2	17344	60.9
15-24	Q	7951	4834	61	5.9	9.7	47020	71.6
25-44	Q	17997	13280	74	9.6	13.0	172422	67.0
45-64	Q	17412	13164	76	12.6	16.7	219364	55.6
65+	Q	12987	7851	60	9.0	14.8	116353	39.4
Main Shoppers	Q	49147	34322	70	10.2	14.6	500110	54.0
Main Shoppers with children	Q	13060	9911	76	11.0	14.5	143364	65.2
ABC1	Q	31479	21791	69	8.7	12.6	275365	49.4
C2DE	Q	24869	17338	70	11.3	16.1	279795	61.3
ALL BBC 15+	Q	56348	31286	56	7.8	14.0	437747	43.2
Children 10-14	Q	4146	1735	42	2.6	6.3	10892	38.3
15-24	Q	7951	2636	33	2.0	6.1	16190	24.6
25-44	Q	17997	8828	49	4.4	9.0	79216	30.8
45-64	Q	17412	10857	62	9.6	15.5	167877	42.5
65+	Q	12987	8965	69	13.4	19.5	174464	59.0
Main Shoppers	Q	49147	28460	58	8.3	14.3	408114	44.1
Main Shoppers with children	Q	13060	6816	52	5.6	10.6	72549	33.0
ABC1	Q	31479	19316	61	8.6	14.1	271497	48.8
C2DE	Q	24869	11971	48	6.7	13.9	166250	36.4

Source: "RAJAR/Ipsos/RSMB."

(1-12) See note on back cover.

QUARTERLY SUMMARY OF RADIO LISTENING

DEFINITIONS	
(1)	Audiences in local analogue areas excluded from 'All BBC Network Radio' and 'All National Commercial' totals.
(2)	National groups that are a combination of analogue and digital broadcast.
(3)	Audience to 'Opt-out' services included.
(4)	Station owned by Communicorp Group Limited and includes listening to the national station.
(5)	Includes Kisstory and Kiss Fresh.
(6)	Includes Capital Network (UK), Capital XTRA (UK), Capital XTRA Reloaded, Capital Chill & Capital Dance.
(7)	Includes Smooth Radio Network (UK), Smooth Radio Chill & Smooth Radio Country.
(8)	Includes Magic Chilled, Mellow Magic, Magic Soul & Magic at the Musicals.
(9)	Includes Heart Network (UK), Heart 70s, 80s, 90s & Heart Dance.
(10)	Includes listening to the national station.
(11)	Includes Greatest Hits Network and Hits Radio Network.
(12)	Includes Radio X Classic Rock, Radio X London, Radio X Manchester

AREAS	
United Kingdom (Parts 1 and 6)	(including Channel Islands and Isle of Man)
Editorial Areas (Part 3)	BBC stations' defined service areas
Total Survey Areas (Parts 4 and 5)	Commercial stations' defined marketing areas
In Part 1 'BBC Local/Regional' and 'All Local Commercial' include listening to local stations outside their own Editorial/Total Survey Areas.	In Parts 3 and 5 'BBC Local Radio' and 'All Local Commercial Radio' are based on the net Editorial/Total Survey Area of the individual services making up the network.

SURVEY PERIODS		
Code	Fieldwork Dates	Sample size* (No. of diaries)
Q	18 th Sept 2023 – 17 th Dec 2023	35,446
H	26 th June 2023 – 17 th Dec 2023	69,915
Y	2 nd Jan 2023 – 17 th Dec 2023	136,776

UNIQUE SAMPLE		
Code	Fieldwork Dates	Unique Sample
Q	18 th Sept 2023 – 17 th Dec 2023	22,743

TERMS	
Weekly reach	The number in thousands or as a percentage of the UK/area adult population who listen to a station for at least 5 minutes in the course of an average week
Average hours	The total hours of listening to a station during the course of a week, averaged: per head – across the total adult population of the UK/area per listener – across all those listening to the station for at least 5 minutes
Total hours	The overall number of hours of adult listening to a station in the UK/area in an average week
Share in TSA	The percentage of total listening time accounted for by a station in the UK/area in an average week

please note that Sample Sizes refer to the number of diaries rather than participants, and includes panellists who may contribute up to 3 diaries per Quarter.