

QUARTERLY SUMMARY OF RADIO LISTENING



SURVEY PERIOD ENDING
2nd April 2023

PART 1 - UNITED KINGDOM
(INCLUDING CHANNEL ISLANDS AND ISLE OF MAN)



ADULTS AGED 15 AND OVER:
POPULATION 55,964,000

Embargoed
until 00.01 am
18th May 2023


	Survey Period	Weekly Reach '000	Weekly Reach %	Average Hours per head	Average Hours per listener	Total Hours '000	Share in TSA %
All Radio	Q	49360	88	18.0	20.4	1008288	100.0
All BBC Radio	Q	32201	58	8.3	14.5	467233	46.3
All BBC Radio 15-44	Q	11958	47	4.0	8.7	103466	31.6
All BBC Radio 45+	Q	20243	67	12.0	18.0	363767	53.5
All BBC Network Radio ¹	Q	29571	53	7.4	13.9	412083	40.9
BBC Local Radio	Q	7381	13	1.0	7.5	55150	5.5
All Commercial Radio	Q	38690	69	9.3	13.4	518751	51.4
All Commercial Radio 15-44	Q	18201	71	8.4	11.8	215402	65.7
All Commercial Radio 45+	Q	20489	68	10.0	14.8	303349	44.6
All National Commercial ¹	Q	26519	47	4.6	9.8	260075	25.8
All Local Commercial (National TSA)	Q	26726	48	4.6	9.7	258676	25.7
Other Radio	Q	4710	8	0.4	4.7	22304	2.2

(1) See note on back cover.
For survey periods and other definitions please see back cover.
Please note that the information contained within this quarterly data release has yet to be announced or otherwise made public and as such could constitute relevant information for the purposes of section 118 of FSMA and non-public price sensitive information for the purposes of the Criminal Justice Act 1993. Failure to comply with this embargo could result in prosecution.

Source: "RAJAR/Ipsos/RSMB."

QUARTERLY SUMMARY OF RADIO LISTENING

 SURVEY PERIOD ENDING **2nd April 2023** **PART 2 - NATIONAL SERVICES**

 **Embargoed**
until 00.01 am
18th May 2023


	Survey Period	Adults (15+) Pop'n '000	Weekly Reach '000	Weekly Reach %	Average Hours per head	Average Hours per listener	Total Hours '000	Share in TSA %
All BBC Network Radio ¹	Q	55964	29571	53	7.4	13.9	412083	40.9
BBC Radio 1	Q	55964	7576	14	0.9	6.6	49630	4.9
BBC Radio 1Xtra	H	55964	792	1	0.1	3.8	3004	0.3
BBC Radio 2	Q	55964	14458	26	2.7	10.6	153289	15.2
BBC Radio 3	Q	55964	1931	3	0.2	7.2	13941	1.4
BBC Radio 4 (including 4 Extra)	Q	55964	9838	18	2.2	12.6	123671	12.3
BBC Radio 4	Q	55964	9399	17	2.0	12.0	112697	11.2
BBC Radio 4 Extra	Q	55964	1666	3	0.2	6.6	10974	1.1
BBC Radio 5 live (inc. sports extra)	Q	55964	5530	10	0.6	5.9	32522	3.2
BBC Radio 5 live	Q	55964	5104	9	0.5	6.0	30403	3.0
BBC Radio 5 Sports Extra	Q	55964	1105	2	*	1.9	2118	0.2
BBC 6 Music	Q	55964	2711	5	0.5	9.9	26831	2.7
BBC Asian Network UK	H	55964	444	1	*	6.0	2673	0.3
BBC World Service	Q	55964	1085	2	0.1	5.4	5889	0.6
All National Commercial ¹	Q	55964	26519	47	4.6	9.8	260075	25.8
Absolute Radio Network ²	H	55964	5341	10	0.6	6.6	35058	3.5
Absolute Radio	Q	55964	2430	4	0.3	6.3	15307	1.5
Absolute Radio 60s	H	55964	128	*	*	3.2	406	*
Absolute Radio 70s	H	55964	286	1	*	3.2	908	0.1

Source: "RAJAR/Ipsos/RSMB."

(1-11) See note on back cover.

QUARTERLY SUMMARY OF RADIO LISTENING

 SURVEY PERIOD ENDING **2nd April 2023** **PART 2 - NATIONAL SERVICES**

 **Embargoed**
until 00.01 am
18th May 2023


	Survey Period	Adults (15+) Pop'n '000	Weekly Reach '000	Weekly Reach %	Average Hours per head	Average Hours per listener	Total Hours '000	Share in TSA %
Absolute 80s	Q	55964	1453	3	0.1	5.4	7828	0.8
Absolute Radio 90s	H	55964	931	2	0.1	4.5	4189	0.4
Absolute Radio 00s	H	55964	316	1	*	2.9	912	0.1
Absolute Radio 10s	H	55964	171	*	*	1.3	220	*
Absolute Classic Rock	H	55964	904	2	0.1	5.2	4658	0.5
Absolute Radio Country	H	55964	299	1	*	5.4	1619	0.2
Boom Radio	Q	55964	635	1	0.1	9.7	6161	0.6
Capital Brand (UK) ⁶	H	55964	7839	14	0.7	5.0	39345	3.9
Capital Network (UK) ²	H	55964	6151	11	0.5	4.7	29164	2.9
Capital XTRA Brand UK ²	H	55964	1691	3	0.1	3.6	6103	0.6
Capital XTRA (UK) ²	H	55964	1443	3	0.1	3.4	4971	0.5
Capital XTRA Reloaded	Q	55964	398	1	*	2.4	955	0.1
Capital Dance	Q	55964	903	2	0.1	4.5	4095	0.4
Classic FM	Q	55964	4544	8	0.7	8.1	36622	3.6
GB News Radio	Q	55964	319	1	*	8.2	2623	0.3
Gold Network (UK) ²	H	55964	1750	3	0.2	7.3	12700	1.3
Greatest Hits Network ²	H	55964	5309	9	0.7	7.1	37666	3.7
Greatest Hits Radio ²	H	55964	5116	9	0.6	7.1	36377	3.6
Heart Brand (UK) ⁹	H	55964	11251	20	1.3	6.5	73267	7.3

Source: "RAJAR/Ipsos/RSMB."

(1-11) See note on back cover.

QUARTERLY SUMMARY OF RADIO LISTENING

 SURVEY PERIOD ENDING **PART 2 - NATIONAL SERVICES**
2nd April 2023

 **Embargoed**
until 00.01 am
18th May 2023


	Survey Period	Adults (15+) Pop'n '000	Weekly Reach '000	Weekly Reach %	Average Hours per head	Average Hours per listener	Total Hours '000	Share in TSA %
Heart 70s	Q	55964	656	1	0.1	5.1	3326	0.3
Heart 80s	Q	55964	1571	3	0.1	3.9	6070	0.6
Heart 90s	Q	55964	995	2	0.1	2.9	2882	0.3
Heart 00s	Q	55964	665	1	*	4.0	2630	0.3
Heart Dance	Q	55964	922	2	0.1	5.3	4861	0.5
Heart Network (UK) ²	H	55964	8896	16	1.0	6.4	56582	5.6
Heat	H	55964	462	1	*	3.3	1508	0.1
Hits Radio Brand ¹¹	H	55964	10956	20	1.6	8.0	87935	8.7
Hits Radio Network ²	H	55964	6749	12	0.9	7.4	50269	5.0
Hits Radio ²	H	55964	1752	3	0.1	2.9	5093	0.5
Jazz FM	H	55964	508	1	*	3.6	1830	0.2
Kerrang!	H	55964	342	1	*	5.4	1848	0.2
KISS Network ⁵	H	55964	4174	7	0.4	5.1	21102	2.1
KISS Fresh	H	55964	250	*	*	3.4	858	0.1
KISSTORY	Q	55964	2165	4	0.2	4.5	9849	1.0
LBC Brand (UK) ²	H	55964	3467	6	0.6	9.4	32435	3.2
Magic Network ⁸	H	55964	4030	7	0.4	5.6	22674	2.2
Magic at the Musicals	H	55964	150	*	*	5.0	748	0.1
Magic Chilled	H	55964	453	1	*	3.5	1570	0.2

Source: "RAJAR/Ipsos/RSMB."

(1-11) See note on back cover.

QUARTERLY SUMMARY OF RADIO LISTENING

 SURVEY PERIOD ENDING **PART 2 - NATIONAL SERVICES**
2nd April 2023

 **Embargoed**
 until 00.01 am
 18th May 2023

	Survey Period	Adults (15+) Pop'n '000	Weekly Reach '000	Weekly Reach %	Average Hours per head	Average Hours per listener	Total Hours '000	Share in TSA %
Magic Soul	H	55964	432	1	*	4.6	1969	0.2
Mellow Magic	H	55964	558	1	0.1	5.5	3077	0.3
Planet Rock	Q	55964	1253	2	0.2	9.3	11661	1.2
Scala Radio	H	55964	266	*	*	8.7	2318	0.2
Smooth Brand (UK) ⁷	H	55964	5883	11	0.7	6.7	39424	3.9
Smooth Radio Chill	Q	55964	503	1	0.1	6.5	3264	0.3
Smooth Radio Country	Q	55964	301	1	*	4.9	1468	0.1
Smooth Radio Network (UK) ²	H	55964	5252	9	0.6	6.6	34617	3.4
Sunrise Radio National	Y	55964	327	1	*	4.5	1477	0.1
TalkRadio	H	55964	840	2	0.1	6.8	5674	0.6
talkSPORT Network ²	H	55964	3569	6	0.4	5.7	20336	2.0
Times Radio	H	55964	554	1	0.1	6.3	3494	0.3
Tomorrowland One World Radio	Q	55964	35	*	*	5.9	207	*
Virgin Radio Network	H	55964	2089	4	0.2	5.6	11647	1.2
Radio X Network (UK) ²	H	55964	2013	4	0.3	8.2	16466	1.6

Source: "RAJAR/Ipsos/RSMB."

(1-11) See note on back cover.

QUARTERLY SUMMARY OF RADIO LISTENING



SURVEY PERIOD ENDING
2nd April 2023

PART 3 - INDIVIDUAL BBC SERVICES



Embargoed
until 00.01 am
18th May 2023

	Survey Period	Adults (15+) Pop'n '000	Weekly Reach '000	Weekly Reach %	Average Hours per head	Average Hours per listener	Total Hours '000	Share in TSA %
BBC NETWORK RADIO								
BBC Radio 1	Q	55964	7576	14	0.9	6.6	49630	4.9
BBC Radio 1Xtra	H	55964	792	1	0.1	3.8	3004	0.3
BBC Radio 2	Q	55964	14458	26	2.7	10.6	153289	15.2
BBC Radio 3	Q	55964	1931	3	0.2	7.2	13941	1.4
BBC Radio 4 (including 4 Extra)	Q	55964	9838	18	2.2	12.6	123671	12.3
BBC Radio 4	Q	55964	9399	17	2.0	12.0	112697	11.2
BBC Radio 4 Extra	Q	55964	1666	3	0.2	6.6	10974	1.1
BBC Radio 5 live (inc. sports extra)	Q	55964	5530	10	0.6	5.9	32522	3.2
BBC Radio 5 live	Q	55964	5104	9	0.5	6.0	30403	3.0
BBC Radio 5 Sports Extra	Q	55964	1105	2	*	1.9	2118	0.2
BBC 6 Music	Q	55964	2711	5	0.5	9.9	26831	2.7
BBC Asian Network UK	H	55964	444	1	*	6.0	2673	0.3
BBC World Service	Q	55964	1085	2	0.1	5.4	5889	0.6
NATIONAL REGIONAL								
BBC Radio Scotland	H	4633	850	18	1.1	6.0	5110	6.7
BBC Radio Ulster ³	H	1542	456	30	3.3	11.1	5079	18.1
BBC Radio Wales	H	2660	329	12	1.1	8.6	2826	5.6
BBC Radio Cymru ³	H	2660	130	5	0.6	11.7	1517	3.0

Source: "RAJAR/Ipsos/RSMB."

(1-11) See note on back cover.

QUARTERLY SUMMARY OF RADIO LISTENING



SURVEY PERIOD ENDING
2nd April 2023

PART 3 - INDIVIDUAL BBC SERVICES



Embargoed
until 00.01 am
18th May 2023

	Survey Period	Adults (15+) Pop'n '000	Weekly Reach '000	Weekly Reach %	Average Hours per head	Average Hours per listener	Total Hours '000	Share in TSA %
LOCAL								
BBC Local Radio in England	Q	45595	5288	12	0.8	7.2	38249	4.6
BBC Radio Berkshire	H	940	114	12	1.0	7.9	903	5.5
BBC Radio Bristol	H	932	113	12	0.5	3.7	421	2.5
BBC Radio Cambridgeshire	H	854	66	8	0.7	9.2	603	3.6
BBC Radio Cornwall	H	491	107	22	3.7	16.8	1800	16.3
BBC CWR	H	852	61	7	0.7	9.5	575	4.2
BBC Radio Cumbria	H	423	85	20	1.8	8.7	741	9.9
BBC Radio Derby	H	687	126	18	1.8	9.6	1205	10.2
BBC Radio Devon	H	1034	167	16	1.4	8.7	1459	6.9
BBC Essex	H	1435	161	11	1.2	10.8	1731	6.3
BBC Radio Gloucestershire	H	528	65	12	1.5	12.1	787	6.7
BBC Hereford & Worcester	H	535	84	16	1.9	11.9	1001	9.5
BBC Radio Humberside	H	774	123	16	1.4	8.8	1088	7.3
BBC Radio Kent	H	1756	172	10	0.5	4.6	793	2.0
BBC Radio Lancashire	H	1226	160	13	1.0	7.6	1219	5.9
BBC Radio Leeds	H	1722	176	10	0.6	5.4	947	3.2
BBC Radio Leicester	H	876	118	14	0.7	4.9	585	4.5
BBC Radio Lincolnshire	H	584	65	11	0.8	7.4	481	3.9

Source: "RAJAR/Ipsos/RSMB."

(1-11) See note on back cover.

QUARTERLY SUMMARY OF RADIO LISTENING



SURVEY PERIOD ENDING
2nd April 2023

PART 3 - INDIVIDUAL BBC SERVICES



Embargoed
until 00.01 am
18th May 2023

	Survey Period	Adults (15+) Pop'n '000	Weekly Reach '000	Weekly Reach %	Average Hours per head	Average Hours per listener	Total Hours '000	Share in TSA %
BBC Radio London	Q	12425	564	5	0.2	3.7	2092	1.0
BBC Radio Manchester	H	2317	201	9	0.6	7.3	1475	3.9
BBC Radio Merseyside	H	1725	256	15	1.7	11.2	2859	8.5
BBC Radio Newcastle	H	1498	198	13	0.8	6.1	1216	4.7
BBC Radio Norfolk	H	911	167	18	1.5	7.9	1323	6.8
BBC Radio Northampton	H	545	97	18	1.5	8.6	833	7.9
BBC Radio Nottingham	H	1112	128	12	0.6	5.1	652	3.3
BBC Radio Oxford	H	549	63	12	0.6	5.4	342	3.5
BBC Radio Sheffield	H	1353	172	13	0.8	6.1	1056	4.4
BBC Radio Shropshire	H	435	76	17	1.4	7.9	594	7.4
Total BBC Radio Solent	Y	1905	200	10	0.9	8.5	1707	4.4
BBC Somerset	H	476	66	14	0.9	6.2	411	4.0
BBC Radio Stoke	H	703	118	17	1.5	8.9	1048	8.4
BBC Radio Suffolk	H	627	98	16	1.4	9.0	884	6.7
BBC Sussex and BBC Surrey	H	2680	209	8	0.5	6.5	1362	2.6
BBC Radio Tees	H	804	97	12	0.5	4.2	401	2.7
BBC Three Counties Radio	H	1420	122	9	0.9	10.2	1246	4.8
BBC WM 95.6	H	2457	199	8	0.2	2.5	491	1.2
BBC Radio Wiltshire/Swindon	H	646	77	12	0.4	3.6	279	1.9

Source: "RAJAR/Ipsos/RSMB."

(1-11) See note on back cover.

QUARTERLY SUMMARY OF RADIO LISTENING



SURVEY PERIOD ENDING
2nd April 2023

PART 3 - INDIVIDUAL BBC SERVICES



Embargoed
until 00.01 am
18th May 2023

	Survey Period	Adults (15+) Pop'n '000	Weekly Reach '000	Weekly Reach %	Average Hours per head	Average Hours per listener	Total Hours '000	Share in TSA %
BBC Radio York	H	604	56	9	0.4	4.5	250	2.3
BBC Radio Guernsey	Y	52	15	29	2.4	8.0	122	13.1
BBC Radio Jersey	Y	92	21	22	1.8	8.2	170	9.2

(1-11) See note on back cover.

Source: "RAJAR/Ipsos/RSMB."

QUARTERLY SUMMARY OF RADIO LISTENING



SURVEY PERIOD ENDING
2nd April 2023

PART 4 - NATIONAL COMMERCIAL GROUPS



Embargoed
until 00.01 am
18th May 2023

	Survey Period	Adults (15+) Pop'n '000	Weekly Reach '000	Weekly Reach %	Average Hours per head	Average Hours per listener	Total Hours '000	Share in TSA %
Bauer Media Audio UK - Total	H	55964	20837	37	3.3	8.9	185558	18.4
Absolute Radio Network ²	H	55964	5341	10	0.6	6.6	35058	3.5
Absolute Radio	Q	55964	2430	4	0.3	6.3	15307	1.5
Absolute Radio 60s	H	55964	128	*	*	3.2	406	*
Absolute Radio 70s	H	55964	286	1	*	3.2	908	0.1
Absolute 80s	Q	55964	1453	3	0.1	5.4	7828	0.8
Absolute Radio 90s	H	55964	931	2	0.1	4.5	4189	0.4
Absolute Radio 00s	H	55964	316	1	*	2.9	912	0.1
Absolute Radio 10s	H	55964	171	*	*	1.3	220	*
Absolute Classic Rock	H	55964	904	2	0.1	5.2	4658	0.5
Absolute Radio Country	H	55964	299	1	*	5.4	1619	0.2
Hits Radio Brand ¹¹	H	55964	10956	20	1.6	8.0	87935	8.7
Greatest Hits Network ²	H	55964	5309	9	0.7	7.1	37666	3.7
Downtown Country	H	1542	193	13	0.8	6.7	1289	4.6
Greatest Hits Radio	H	55964	5116	9	0.6	7.1	36377	3.6
Greatest Hits Radio (Ayrshire & Dumfries & Galloway) (surveyed as West Sound)	Y	397	85	21	2.2	10.2	866	11.2
Greatest Hits Radio (Barnsley)	Y	224	47	21	3.1	14.7	698	16.5
Greatest Hits Radio (Bath & South West)	Y	377	28	8	0.7	9.1	259	2.9
Greatest Hits Radio (Berkshire & North Hampshire)	H	717	54	8	0.6	8.1	437	3.4

Source: "RAJAR/Ipsos/RSMB."

(1-11) See note on back cover.

QUARTERLY SUMMARY OF RADIO LISTENING



SURVEY PERIOD ENDING
2nd April 2023

PART 4 - NATIONAL COMMERCIAL GROUPS



Embargoed
until 00.01 am
18th May 2023

	Survey Period	Adults (15+) Pop'n '000	Weekly Reach '000	Weekly Reach %	Average Hours per head	Average Hours per listener	Total Hours '000	Share in TSA %
Greatest Hits Radio (Black Country & Shropshire)	H	1576	66	4	0.3	6.2	409	1.4
Greatest Hits Radio (Blackpool)	Y	236	32	13	1.0	7.6	241	6.0
Greatest Hits Radio (Bolton)	Y	451	25	6	0.4	7.4	185	2.4
Greatest Hits Radio (Bradford & West Yorkshire)	H	803	84	10	0.7	6.4	538	3.9
Greatest Hits Radio (Bristol & South West)	H	892	98	11	0.7	6.1	602	3.9
Greatest Hits Radio (Bucks Beds & Herts)	Y	149	14	9	0.8	8.0	113	3.6
Greatest Hits Radio (Cornwall)	Y	518	29	6	0.7	13.2	384	3.3
Greatest Hits Radio (Coventry & Warwickshire)	H	761	30	4	0.1	2.9	90	0.8
Greatest Hits Radio (Cumbria) (surveyed as CFM)	Y	254	71	28	2.0	7.2	511	11.5
Greatest Hits Radio (Devon)	Y	269	39	15	1.2	8.5	334	5.5
Greatest Hits Radio (Doncaster)	Y	363	44	12	1.3	10.8	475	7.5
Greatest Hits Radio (Dorset East)	Y	422	11	3	0.3	9.8	110	1.4
Greatest Hits Radio (Dorset West)	Y	191	43	23	2.6	11.7	502	11.8
Greatest Hits Radio (East Midlands)	H	1809	96	5	0.4	7.0	668	2.2
Greatest Hits Radio (East Yorkshire & Northern Lincolnshire)	H	925	77	8	0.7	8.5	655	3.8
Greatest Hits Radio (Edinburgh & the Lothians & Fife & Falkirk) (surveyed as Forth 2)	H	1196	103	9	0.7	8.0	830	4.5
Greatest Hits Radio (Essex)	H	580	46	8	0.9	10.6	493	4.3
Greatest Hits Radio (Glasgow & the West) (surveyed as Clyde 2)	H	1953	208	11	0.9	8.1	1685	5.1
Greatest Hits Radio (Gloucestershire)	Y	405	21	5	0.4	8.4	175	2.1

Source: "RAJAR/Ipsos/RSMB."

(1-11) See note on back cover.

QUARTERLY SUMMARY OF RADIO LISTENING



SURVEY PERIOD ENDING
2nd April 2023

PART 4 - NATIONAL COMMERCIAL GROUPS



Embargoed
until 00.01 am
18th May 2023

	Survey Period	Adults (15+) Pop'n '000	Weekly Reach '000	Weekly Reach %	Average Hours per head	Average Hours per listener	Total Hours '000	Share in TSA %
Greatest Hits Radio (Greater Manchester)	H	2155	188	9	0.6	7.4	1391	4.0
Greatest Hits Radio (Great Yarmouth)	Y	180	49	27	2.1	7.7	378	9.6
Greatest Hits Radio (Harrogate & Yorkshire Dales)	Y	244	30	12	0.7	5.9	173	4.4
Greatest Hits Radio (Herefordshire & Worcestershire)	Y	508	33	7	0.6	9.4	313	2.9
Greatest Hits Radio (Lancashire)	H	793	43	5	0.2	3.1	134	0.9
Greatest Hits Radio (Leeds & West Yorkshire)	H	742	140	19	1.8	9.4	1307	10.5
Greatest Hits Radio (Lincolnshire Stamford & Rutland)	H	970	48	5	0.5	9.4	453	2.3
Greatest Hits Radio (Liverpool)	H	1668	271	16	1.5	9.3	2531	7.7
Greatest Hits Radio (London)	Q	12425	1024	8	0.4	5.0	5172	2.5
Greatest Hits Radio (North Derbyshire)	Y	482	42	9	0.7	8.6	359	3.8
Greatest Hits Radio (North East Scotland) (surveyed as Northsound 2)	Y	344	28	8	0.5	5.6	161	3.1
Greatest Hits Radio (North Norfolk)	Y	81	14	17	1.5	8.5	118	6.7
Greatest Hits Radio (North of Scotland)	Y	255	14	6	0.4	6.4	93	1.9
Greatest Hits Radio (Norwich)	Y	508	69	13	1.0	7.2	495	4.6
Greatest Hits Radio (Plymouth)	Y	258	31	12	1.0	8.0	249	5.0
Greatest Hits Radio (Rotherham)	Y	214	42	19	3.0	15.4	640	14.8
Greatest Hits Radio (Salisbury)	Y	126	24	19	1.8	9.3	227	8.1
Greatest Hits Radio (Scottish Borders & North Northumberland) (surveyed as Radio Borders)	Y	111	45	41	3.7	9.2	417	21.5
Greatest Hits Radio (Somerset)	Y	433	51	12	1.3	10.8	554	5.9

Source: RAJAR/IPSOS/RSMB."

(1-11) See note on back cover.

QUARTERLY SUMMARY OF RADIO LISTENING



SURVEY PERIOD ENDING
2nd April 2023

PART 4 - NATIONAL COMMERCIAL GROUPS



Embargoed
until 00.01 am
18th May 2023

	Survey Period	Adults (15+) Pop'n '000	Weekly Reach '000	Weekly Reach %	Average Hours per head	Average Hours per listener	Total Hours '000	Share in TSA %
Greatest Hits Radio (South Coast)	H	1221	102	8	0.4	5.1	518	2.0
Greatest Hits Radio (South Derbyshire)	H	582	32	6	0.3	4.8	154	1.6
Greatest Hits Radio (South Wales)	H	1674	72	4	0.2	3.6	254	0.8
Greatest Hits Radio (South Yorkshire)	H	561	69	12	0.9	7.3	502	5.3
Greatest Hits Radio (Staffordshire & Cheshire)	H	862	55	6	0.7	10.7	593	3.9
Greatest Hits Radio (Suffolk) (was Hits Radio (Suffolk))	Y	310	10	3	0.1	2.3	23	0.3
Greatest Hits Radio (Surrey & East Hampshire)	H	612	47	8	0.5	6.9	325	3.0
Greatest Hits Radio (Swindon)	Y	267	27	10	0.6	6.2	167	3.1
Greatest Hits Radio (Tayside & Fife) (surveyed as Tay 2)	Y	395	24	6	0.6	9.6	230	3.7
Greatest Hits Radio (Teesside)	H	832	55	7	0.5	7.9	429	2.8
Greatest Hits Radio (Tyne & Wear)	H	1547	79	5	0.3	5.2	412	1.6
Greatest Hits Radio (Wakefield)	Y	320	51	16	1.5	9.5	487	8.0
Greatest Hits Radio (Warrington)	Y	288	21	7	0.4	5.9	126	2.6
Greatest Hits Radio (West Midlands)	H	3907	309	8	0.6	7.8	2404	3.6
Greatest Hits Radio (West Norfolk)	Y	190	37	20	1.3	6.7	250	5.9
Greatest Hits Radio (West Sussex)	Y	214	43	20	2.2	11.2	480	10.5
Greatest Hits Radio (Wigan & St Helens)	Y	438	27	6	0.4	7.0	188	2.4
Greatest Hits Radio (York & North Yorkshire)	Y	373	52	14	0.8	5.9	311	4.6
Greatest Hits Radio (Yorkshire Coast)	Y	127	30	24	2.2	9.3	281	10.4

Source: "RAJAR/Ipsos/RSMB."

(1-11) See note on back cover.

QUARTERLY SUMMARY OF RADIO LISTENING



SURVEY PERIOD ENDING
2nd April 2023

PART 4 - NATIONAL COMMERCIAL GROUPS



Embargoed
until 00.01 am
18th May 2023

	Survey Period	Adults (15+) Pop'n '000	Weekly Reach '000	Weekly Reach %	Average Hours per head	Average Hours per listener	Total Hours '000	Share in TSA %
Hits Radio Network ²	H	55964	6749	12	0.9	7.4	50269	5.0
Hits Radio ²	H	55964	1752	3	0.1	2.9	5093	0.5
Hits Radio (Bournemouth & Poole)	Y	422	20	5	0.3	6.8	135	1.7
Hits Radio (Bristol & South West) (was SAMfm)	H	892	32	4	0.2	4.7	151	1.0
Hits Radio (Cumbria)	Y	254	6	3	*	1.6	10	0.2
Hits Radio (Manchester)	H	2607	282	11	0.6	5.4	1521	3.6
Hits Radio (South Coast)	H	1221	20	2	*	2.2	45	0.2
96.4 FM The Wave	Y	485	99	20	1.7	8.1	805	8.9
Radio City	H	1960	278	14	1.0	7.2	1998	5.3
Clyde 1	H	1953	656	34	2.8	8.5	5546	16.8
Cool FM	H	1542	489	32	2.2	7.1	3446	12.3
Downtown Radio	H	1542	289	19	1.6	8.5	2470	8.8
Forth 1	H	1196	364	30	3.1	10.3	3738	20.1
Free Radio (Birmingham)	H	2292	225	10	0.8	7.9	1786	4.6
Free Radio (Black Country & Shropshire)	H	1576	87	6	0.4	6.5	566	2.0
Free Radio (Coventry & Warwickshire)	H	761	120	16	1.2	7.8	937	8.0
Free Radio (Herefordshire & Worcestershire)	Y	508	72	14	1.0	7.1	512	4.7
Gem	H	2491	217	9	0.5	5.8	1259	3.0
Hallam FM	H	1372	301	22	2.0	9.1	2736	11.6

Source: "RAJAR/Ipsos/RSMB."

(1-11) See note on back cover.

QUARTERLY SUMMARY OF RADIO LISTENING



SURVEY PERIOD ENDING
2nd April 2023

PART 4 - NATIONAL COMMERCIAL GROUPS



Embargoed
until 00.01 am
18th May 2023

	Survey Period	Adults (15+) Pop'n '000	Weekly Reach '000	Weekly Reach %	Average Hours per head	Average Hours per listener	Total Hours '000	Share in TSA %
Lincs FM	H	970	246	25	2.7	10.8	2655	13.6
Metro Radio	H	1547	352	23	1.6	7.0	2480	9.4
MFR	Y	255	114	45	4.1	9.3	1054	21.6
Northsound 1	Y	344	106	31	1.9	6.1	648	12.6
Pirate FM	Y	518	131	25	2.3	9.2	1206	10.4
Pulse 1	H	1833	130	7	0.3	4.5	579	1.8
Rock FM	H	1295	188	15	1.3	8.8	1651	6.9
Signal One	H	862	162	19	1.4	7.5	1213	7.9
Tay FM	Y	395	117	30	2.6	8.9	1036	16.9
TFM	H	832	118	14	0.9	6.2	730	4.7
Viking FM	H	925	181	20	1.2	5.9	1071	6.2
Wave 105	H	1873	439	23	2.8	12.2	5339	13.7
West FM	Y	287	96	33	2.5	7.5	718	13.0
Heat	H	55964	462	1	*	3.3	1508	0.1
Jazz FM	H	55964	508	1	*	3.6	1830	0.2
Kerrang!	H	55964	342	1	*	5.4	1848	0.2
KISS Network ⁵	H	55964	4174	7	0.4	5.1	21102	2.1
KISS	Q	55964	2502	4	0.2	4.0	9978	1.0
KISS (East)	H	2241	181	8	0.4	5.2	943	2.0

Source: "RAJAR/Ipsos/RSMB."

(1-11) See note on back cover.

QUARTERLY SUMMARY OF RADIO LISTENING



SURVEY PERIOD ENDING
2nd April 2023

PART 4 - NATIONAL COMMERCIAL GROUPS



Embargoed
until 00.01 am
18th May 2023

	Survey Period	Adults (15+) Pop'n '000	Weekly Reach '000	Weekly Reach %	Average Hours per head	Average Hours per listener	Total Hours '000	Share in TSA %
KISS (London)	Q	12425	902	7	0.3	3.5	3166	1.5
KISS (West)	H	2561	277	11	0.7	6.8	1881	3.8
KISS Fresh	H	55964	250	*	*	3.4	858	0.1
KISSTORY	Q	55964	2165	4	0.2	4.5	9849	1.0
Magic Network ⁸	H	55964	4030	7	0.4	5.6	22674	2.2
Magic ²	Q	55964	2850	5	0.3	5.3	15103	1.5
Magic (London)	Q	12425	1315	11	0.6	5.4	7137	3.5
Magic at the Musicals	H	55964	150	*	*	5.0	748	0.1
Magic Chilled	H	55964	453	1	*	3.5	1570	0.2
Magic Soul	H	55964	432	1	*	4.6	1969	0.2
Mellow Magic	H	55964	558	1	0.1	5.5	3077	0.3
Planet Rock	Q	55964	1253	2	0.2	9.3	11661	1.2
Scala Radio	H	55964	266	*	*	8.7	2318	0.2
Total Global Radio (UK)	H	55964	25272	45	4.1	9.2	232193	23.0
Capital Brand (UK) ⁶	H	55964	7839	14	0.7	5.0	39345	3.9
Capital Dance	Q	55964	903	2	0.1	4.5	4095	0.4
Capital Network (UK) ²	H	55964	6151	11	0.5	4.7	29164	2.9
Capital Liverpool ¹⁰	H	1103	146	13	0.5	4.1	594	2.8
Capital London ¹⁰	Q	12425	1646	13	0.6	4.2	6874	3.3

Source: "RAJAR/Ipsos/RSMB."

(1-11) See note on back cover.

QUARTERLY SUMMARY OF RADIO LISTENING



SURVEY PERIOD ENDING
2nd April 2023

PART 4 - NATIONAL COMMERCIAL GROUPS



Embargoed
until 00.01 am
18th May 2023

	Survey Period	Adults (15+) Pop'n '000	Weekly Reach '000	Weekly Reach %	Average Hours per head	Average Hours per listener	Total Hours '000	Share in TSA %
Capital Mid Counties	Y	1127	144	13	0.8	6.6	954	5.0
Capital Mid Counties - North ¹⁰	Y	270	27	10	0.6	6.3	170	3.5
Capital Mid Counties - South ¹⁰	H	857	126	15	0.6	4.3	541	4.0
Capital Midlands	H	5690	888	16	0.8	5.1	4527	4.7
Capital Birmingham ¹⁰	H	2315	367	16	0.8	4.8	1758	4.5
Capital East Midlands ¹⁰	H	2406	371	15	0.9	5.6	2079	5.1
Capital East Midlands - Derbyshire	H	565	61	11	0.6	5.7	350	3.6
Capital East Midlands - Leicestershire	H	829	137	17	1.0	6.1	841	6.8
Capital East Midlands - Nottinghamshire	H	1063	174	16	0.8	5.1	890	4.5
Capital North East ¹⁰	H	2293	356	16	0.9	5.5	1973	4.9
Capital North West	H	3646	412	11	0.5	4.7	1940	3.2
Capital Lancashire ¹⁰	H	598	45	8	0.3	4.6	205	2.1
Capital Manchester ¹⁰	H	3048	367	12	0.6	4.7	1735	3.4
Capital North West and Wales ¹⁰	H	1054	100	9	0.6	6.1	606	2.9
Capital Scotland ⁴	H	2921	378	13	0.5	3.7	1410	3.0
Capital South	H	1596	174	11	0.5	4.4	762	2.4
Capital Brighton ¹⁰	Y	382	22	6	0.1	2.4	52	0.7
Capital South Coast ¹⁰	H	1213	154	13	0.6	4.7	726	2.9
Capital South Wales ⁴	H	1080	154	14	0.5	3.8	583	2.9

Source: "RAJAR/Ipsos/RSMB."

(1-11) See note on back cover.

QUARTERLY SUMMARY OF RADIO LISTENING



SURVEY PERIOD ENDING
2nd April 2023

PART 4 - NATIONAL COMMERCIAL GROUPS



Embargoed
until 00.01 am
18th May 2023

	Survey Period	Adults (15+) Pop'n '000	Weekly Reach '000	Weekly Reach %	Average Hours per head	Average Hours per listener	Total Hours '000	Share in TSA %
Capital Yorkshire ¹⁰	H	4735	839	18	1.1	6.1	5088	6.0
Capital XTRA Brand UK ²	H	55964	1691	3	0.1	3.6	6103	0.6
Capital XTRA (UK) ²	H	55964	1443	3	0.1	3.4	4971	0.5
Capital XTRA (London)	Q	12425	614	5	0.2	4.0	2436	1.2
Capital XTRA Reloaded	Q	55964	398	1	*	2.4	955	0.1
Classic FM	Q	55964	4544	8	0.7	8.1	36622	3.6
Gold Network (UK) ²	H	55964	1750	3	0.2	7.3	12700	1.3
Gold Cambridgeshire	H	912	46	5	0.5	10.7	496	2.7
Gold East Midlands	H	2994	131	4	0.2	5.5	718	1.4
Gold London	Q	12425	479	4	0.3	6.7	3203	1.6
Gold Manchester	H	3048	108	4	0.3	9.2	994	1.9
Heart Brand (UK) ⁹	H	55964	11251	20	1.3	6.5	73267	7.3
Heart 70s	Q	55964	656	1	0.1	5.1	3326	0.3
Heart 80s	Q	55964	1571	3	0.1	3.9	6070	0.6
Heart 90s	Q	55964	995	2	0.1	2.9	2882	0.3
Heart 00s	Q	55964	665	1	*	4.0	2630	0.3
Heart Dance	Q	55964	922	2	0.1	5.3	4861	0.5
Heart Network (UK) ²	H	55964	8896	16	1.0	6.4	56582	5.6
Heart East	H	5789	1177	20	1.6	7.8	9133	8.1

Source: "RAJAR/Ipsos/RSMB."

(1-11) See note on back cover.

QUARTERLY SUMMARY OF RADIO LISTENING



SURVEY PERIOD ENDING
2nd April 2023

PART 4 - NATIONAL COMMERCIAL GROUPS



Embargoed
until 00.01 am
18th May 2023

	Survey Period	Adults (15+) Pop'n '000	Weekly Reach '000	Weekly Reach %	Average Hours per head	Average Hours per listener	Total Hours '000	Share in TSA %
Heart Cambridgeshire ¹⁰	H	912	191	21	1.9	8.9	1698	9.2
Heart East Anglia	H	1294	309	24	2.0	8.3	2573	9.4
Heart East Anglia - Norfolk ¹⁰	H	696	211	30	2.6	8.7	1832	12.4
Heart East Anglia - Suffolk ¹⁰	H	599	99	16	1.2	7.5	741	5.9
Heart Essex	H	1437	199	14	1.1	8.3	1640	6.0
Heart Essex - Chelmsford & Southend ¹⁰	H	1130	148	13	1.1	8.2	1223	5.8
Heart Essex - Colchester ¹⁰	Y	204	33	16	1.2	7.5	244	6.5
Heart Essex - Harlow ¹⁰	Y	103	11	11	0.6	6.0	67	3.7
Heart Four Counties	H	2294	479	21	1.4	6.7	3222	7.7
Heart Four Counties - Bedfordshire ¹⁰	Y	342	86	25	1.7	6.6	569	9.2
Heart Four Counties - Beds/Bucks/Herts ¹⁰	H	767	130	17	1.3	7.4	968	7.1
Heart Four Counties - 96.6 FM Hertfordshire ⁴	H	727	34	5	0.5	10.5	354	2.7
Heart Four Counties - Milton Keynes ¹⁰	Y	262	47	18	0.9	4.9	231	5.4
Heart Four Counties - Northamptonshire ¹⁰	H	602	185	31	1.9	6.2	1140	9.8
Heart London ¹⁰	Q	12425	1854	15	0.8	5.1	9373	4.6
Heart North East ¹⁰	H	2351	358	15	0.9	6.2	2211	5.3
Heart North Wales ⁴	H	736	76	10	0.7	6.9	522	3.5
Heart North West Group	H	6112	775	13	0.9	7.0	5405	5.0
Heart North Lancs & Cumbria	Y	288	61	21	1.5	7.0	429	8.6

Source: "RAJAR/Ipsos/RSMB."

(1-11) See note on back cover.

QUARTERLY SUMMARY OF RADIO LISTENING



SURVEY PERIOD ENDING
2nd April 2023

PART 4 - NATIONAL COMMERCIAL GROUPS



Embargoed
until 00.01 am
18th May 2023

	Survey Period	Adults (15+) Pop'n '000	Weekly Reach '000	Weekly Reach %	Average Hours per head	Average Hours per listener	Total Hours '000	Share in TSA %
Heart North West ¹⁰	H	5824	712	12	0.8	6.9	4918	4.8
Heart Scotland	H	2889	349	12	0.5	4.4	1522	3.2
Heart Scotland East ¹⁰	H	1224	121	10	0.4	3.9	467	2.5
Heart Scotland West ¹⁰	H	1665	228	14	0.6	4.6	1056	3.8
Heart South	H	6198	1247	20	1.4	6.8	8517	6.8
Heart Kent ¹⁰	H	1314	276	21	1.5	7.2	1994	6.7
Heart Solent	H	1897	312	16	1.1	6.8	2126	5.4
Heart Solent - Dorset ¹⁰	H	634	111	18	1.2	6.9	765	6.1
Heart Solent - Hampshire ¹⁰	H	1264	200	16	1.1	6.8	1361	5.1
Heart Sussex	H	1451	318	22	1.4	6.2	1969	7.1
Heart Sussex - North ¹⁰	Y	292	28	10	0.6	6.0	169	3.4
Heart Sussex - South ¹⁰	H	1159	288	25	1.5	6.1	1759	7.8
Heart Thames Valley	H	1536	341	22	1.6	7.1	2428	8.8
Heart Thames Valley - Berks & N.Hants ¹⁰	H	806	198	25	1.8	7.2	1420	9.8
Heart Thames Valley - Oxfordshire ¹⁰	H	731	142	19	1.4	7.1	1007	7.7
Heart South Wales ¹⁰	H	1956	426	22	1.7	7.7	3282	9.1
Heart West	H	3915	925	24	1.5	6.2	5777	7.1
Heart South West	H	1526	357	23	1.5	6.4	2287	7.1
Heart South West - Cornwall ¹⁰	Y	461	101	22	1.4	6.3	634	6.1

Source: "RAJAR/Ipsos/RSMB."

(1-11) See note on back cover.

QUARTERLY SUMMARY OF RADIO LISTENING



SURVEY PERIOD ENDING
2nd April 2023

PART 4 - NATIONAL COMMERCIAL GROUPS



Embargoed
until 00.01 am
18th May 2023

	Survey Period	Adults (15+) Pop'n '000	Weekly Reach '000	Weekly Reach %	Average Hours per head	Average Hours per listener	Total Hours '000	Share in TSA %
Heart South West - Exeter ¹⁰	Y	341	62	18	0.9	5.2	324	5.3
Heart South West - North Devon ¹⁰	Y	162	43	27	2.7	10.0	434	13.1
Heart South West - Plymouth & South Hams ¹⁰	Y	346	92	26	1.7	6.4	584	8.6
Heart South West - Torbay ¹⁰	Y	216	52	24	1.4	5.9	307	6.2
Heart West Country	H	2390	568	24	1.5	6.1	3490	7.1
Heart West Country - Bristol/Weston & Bath ¹⁰	H	981	207	21	1.3	6.2	1291	7.3
Heart West Country - Gloucestershire ¹⁰	Y	450	97	22	1.7	7.8	762	8.3
Heart West Country - Somerset ¹⁰	Y	432	111	26	1.7	6.8	748	8.0
Heart West Country - Wiltshire ¹⁰	Y	527	104	20	1.3	6.6	683	5.9
Heart West Midlands ¹⁰	H	3946	623	16	1.0	6.5	4036	6.0
Heart Yorkshire ⁴	H	3259	486	15	0.9	6.0	2937	5.1
LBC Brand (UK) ²	H	55964	3467	6	0.6	9.4	32435	3.2
LBC (UK)	H	55964	2717	5	0.5	10.8	29385	2.9
LBC London	Q	12425	1452	12	1.4	12.3	17791	8.7
LBC News (UK)	H	55964	1091	2	0.1	2.8	3049	0.3
LBC News (London) ¹⁰	Q	12425	526	4	0.2	4.0	2097	1.0
Smooth Brand (UK) ⁷	H	55964	5883	11	0.7	6.7	39424	3.9
Smooth Radio Chill	Q	55964	503	1	0.1	6.5	3264	0.3
Smooth Radio Country	Q	55964	301	1	*	4.9	1468	0.1

Source: "RAJAR/Ipsos/RSMB."

(1-11) See note on back cover.

QUARTERLY SUMMARY OF RADIO LISTENING



SURVEY PERIOD ENDING
2nd April 2023

PART 4 - NATIONAL COMMERCIAL GROUPS



Embargoed
until 00.01 am
18th May 2023

	Survey Period	Adults (15+) Pop'n '000	Weekly Reach '000	Weekly Reach %	Average Hours per head	Average Hours per listener	Total Hours '000	Share in TSA %
Smooth Radio Network (UK) ²	H	55964	5252	9	0.6	6.6	34617	3.4
Smooth Radio Devon	H	1087	60	6	0.4	6.4	383	1.7
Smooth Radio East Anglia	H	1294	72	6	0.5	9.7	699	2.6
Smooth Radio East Midlands ⁴	H	3236	482	15	1.0	6.9	3312	5.7
Smooth Radio Essex	H	1437	71	5	0.3	6.4	450	1.7
Smooth Radio Kent	H	1314	98	7	0.4	5.3	520	1.8
Smooth Radio Lake District ¹⁰	Y	53	10	19	1.3	6.7	67	6.5
Smooth Radio London ¹⁰	Q	12425	841	7	0.3	5.0	4172	2.0
Smooth Radio North East ⁴	H	2351	502	21	2.0	9.2	4625	11.1
Smooth Radio North West ⁴	H	5824	958	16	1.2	7.1	6839	6.7
Smooth Radio North West and Wales	H	1054	82	8	0.5	6.6	545	2.6
Smooth Radio Scotland ⁴	H	1891	353	19	1.2	6.5	2300	7.3
Smooth Radio Solent	H	1897	103	5	0.3	4.8	493	1.3
Smooth Radio South Wales	H	1080	76	7	0.4	5.2	397	2.0
Smooth Radio Sussex	H	1488	63	4	0.2	5.0	315	1.1
Smooth Radio Thames Valley	H	1536	47	3	0.1	4.5	212	0.8
Smooth Radio Three Counties	H	1577	60	4	0.2	4.9	294	1.0
Smooth Radio West Country	H	2390	95	4	0.3	8.2	781	1.6
Smooth Radio West Midlands ⁴	H	3946	534	14	1.0	7.4	3953	5.9

Source: "RAJAR/Ipsos/RSMB."

(1-11) See note on back cover.

QUARTERLY SUMMARY OF RADIO LISTENING



SURVEY PERIOD ENDING
2nd April 2023

PART 4 - NATIONAL COMMERCIAL GROUPS



Embargoed
until 00.01 am
18th May 2023

	Survey Period	Adults (15+) Pop'n '000	Weekly Reach '000	Weekly Reach %	Average Hours per head	Average Hours per listener	Total Hours '000	Share in TSA %
Radio X Network (UK) ²	H	55964	2013	4	0.3	8.2	16466	1.6
Radio X London	Q	12425	491	4	0.3	7.1	3477	1.7
Radio X Manchester	H	3048	238	8	0.5	5.9	1397	2.7
Total News Broadcasting	H	55964	6725	12	0.8	6.4	42876	4.3
News Broadcasting National Network	H	55964	6511	12	0.7	6.3	41151	4.1
News Broadcasting Speech Network	H	55964	4690	8	0.5	6.3	29504	2.9
TalkRadio	H	55964	840	2	0.1	6.8	5674	0.6
talkSPORT Network ²	H	55964	3569	6	0.4	5.7	20336	2.0
talkSPORT	H	55964	3296	6	0.3	5.8	19155	1.9
talkSPORT2	H	55964	472	1	*	2.5	1181	0.1
Times Radio	H	55964	554	1	0.1	6.3	3494	0.3
Virgin Radio Network	H	55964	2089	4	0.2	5.6	11647	1.2
Virgin Radio	H	55964	1517	3	0.2	6.1	9308	0.9
Virgin Radio 80s Plus	H	55964	156	*	*	1.8	276	*
Virgin Radio Anthems	H	55964	333	1	*	3.7	1238	0.1
Virgin Radio Chilled	H	55964	429	1	*	1.9	824	0.1
U105 (Greater Belfast)	H	925	221	24	1.6	6.9	1520	9.1
U105 (Outside Belfast)	Y	616	28	5	0.3	5.5	156	1.3
Sunrise Radio National	Y	55964	327	1	*	4.5	1477	0.1
Sunrise Radio London	Y	12425	169	1	0.1	4.6	768	0.4

(1-11) See note on back cover.

QUARTERLY SUMMARY OF RADIO LISTENING



SURVEY PERIOD ENDING
2nd April 2023

PART 5 - LOCAL COMMERCIAL GROUPS AND INDIVIDUAL SERVICES



Embargoed
until 00.01 am
18th May 2023

	Survey Period	Adults (15+) Pop'n '000	Weekly Reach '000	Weekly Reach %	Average Hours per head	Average Hours per listener	Total Hours '000	Share in TSA %
All Local Commercial Radio (ILR)	Q	55830	26719	48	4.6	9.7	258662	25.7
Boom Radio	Q	55964	635	1	0.1	9.7	6161	0.6
Central FM	Y	220	39	18	1.4	8.1	316	8.3
Communicorp UK	H	19855	3150	16	1.1	6.7	21021	6.0
Capital Scotland	H	2921	378	13	0.5	3.7	1410	3.0
Capital South Wales	H	1080	154	14	0.5	3.8	583	2.9
Heart Four Counties - 96.6 FM Hertfordshire	H	727	34	5	0.5	10.5	354	2.7
Heart North Wales	H	736	76	10	0.7	6.9	522	3.5
Heart Yorkshire	H	3259	486	15	0.9	6.0	2937	5.1
Smooth Radio East Midlands	H	3236	482	15	1.0	6.9	3312	5.7
Smooth Radio North East	H	2351	502	21	2.0	9.2	4625	11.1
Smooth Radio North West	H	5824	958	16	1.2	7.1	6839	6.7
XS Manchester	H	3048	113	4	0.1	3.9	439	0.9
CountryLine Radio (was Chris Country Radio)	H	12425	46	*	*	4.0	183	0.1
DCT (Total)	Y	3504	168	5	0.3	7.0	1175	2.0
Kingdom FM	Y	294	57	19	1.5	7.6	433	9.1
Original 106 (Aberdeen)	Y	344	68	20	1.4	7.0	478	9.3
Pure Radio Scotland (Total)	Y	3480	44	1	0.1	5.9	264	0.5
Pure Radio Scotland (Aberdeen)	Y	344	3	1	0.1	6.4	19	0.4

Source: "RAJAR/Ipsos/RSMB."

(1-11) See note on back cover.

QUARTERLY SUMMARY OF RADIO LISTENING



SURVEY PERIOD ENDING
2nd April 2023

PART 5 - LOCAL COMMERCIAL GROUPS AND INDIVIDUAL SERVICES



Embargoed
until 00.01 am
18th May 2023

	Survey Period	Adults (15+) Pop'n '000	Weekly Reach '000	Weekly Reach %	Average Hours per head	Average Hours per listener	Total Hours '000	Share in TSA %
Pure Radio Scotland (Central)	H	2921	30	1	0.1	5.3	161	0.3
Pure Radio Scotland (Tayside)	Y	215	13	6	0.4	6.5	85	2.6
Total Dee Radio Group	Y	3738	65	2	0.1	3.5	226	0.4
Cheshire's Silk 106.9	Y	190	12	6	0.2	3.0	36	1.0
Chester's Dee 106.3 (Dee on DAB)	Y	201	17	9	0.5	5.8	102	2.7
Love 80s Liverpool	Y	1030	10	1	*	3.3	33	0.2
Love 80s Manchester	Y	2317	26	1	*	2.2	55	0.1
Total Radio Essex	H	1343	105	8	0.6	7.0	740	2.9
Radio Essex	H	745	47	6	0.5	8.7	406	2.8
Radio Essex DAB	Y	1343	69	5	0.3	5.3	368	1.4
3FM	Y	68	22	33	3.1	9.3	208	14.7
Fosse 107	Y	369	8	2	0.1	4.2	32	0.5
Fun Kids (London)	H	12425	63	1	*	3.4	214	0.1
GB News Radio	Q	55964	319	1	*	8.2	2623	0.3
IOW Radio	Y	124	35	28	2.2	8.0	279	10.6
Total JACK	H	538	57	11	0.5	4.8	276	2.9
106 JACKfm (Oxford)	H	538	46	9	0.4	5.1	234	2.4
JACK 2 Hits	Y	538	9	2	*	2.1	19	0.2
JACK 3 Chill	H	538	10	2	0.1	3.0	30	0.3

Source: "RAJAR/Ipsos/RSMB."

(1-11) See note on back cover.

QUARTERLY SUMMARY OF RADIO LISTENING



SURVEY PERIOD ENDING
2nd April 2023

PART 5 - LOCAL COMMERCIAL GROUPS AND INDIVIDUAL SERVICES



Embargoed
until 00.01 am
18th May 2023

	Survey Period	Adults (15+) Pop'n '000	Weekly Reach '000	Weekly Reach %	Average Hours per head	Average Hours per listener	Total Hours '000	Share in TSA %
KMFM Group	H	1314	200	15	0.9	5.8	1160	3.9
KMFM East	H	613	90	15	0.9	5.9	528	3.7
KMFM West	H	701	110	16	0.9	5.8	633	4.1
Total Lyca	Y	12425	151	1	0.1	5.8	883	0.4
1458 Lyca Radio	Y	12425	94	1	*	4.7	441	0.2
Lyca Gold (surveyed as 1035 Dilse Radio)	Y	12425	58	*	*	5.1	295	0.1
Time FM 107.5	Y	482	17	4	0.3	8.5	147	2.4
Radio Mansfield 103.2	Y	167	27	16	1.3	8.4	226	6.9
Manx Radio	Y	68	30	45	5.0	11.2	340	24.0
Mi-Soul	H	12425	207	2	*	2.9	608	0.3
More Radio Total	H	477	64	13	1.3	9.8	626	6.2
More Radio East	Y	376	42	11	1.5	13.6	567	6.9
More Radio West	Y	100	10	10	0.9	8.5	89	3.8
Nation Broadcasting Group	H	21416	734	3	0.2	5.5	4059	1.1
106.3 Bridge FM	Y	135	20	15	1.6	10.6	210	10.9
Radio Carmarthenshire	Y	142	18	13	0.7	5.7	105	3.8
Dragon Radio Wales	Y	2660	60	2	0.1	5.1	306	0.6
Easy Radio South	H	1221	26	2	0.1	3.0	77	0.3
Easy Radio Wales Total	H	1674	13	1	0.1	9.8	123	0.4

Source: "RAJAR/Ipsos/RSMB."

(1-11) See note on back cover.

QUARTERLY SUMMARY OF RADIO LISTENING



SURVEY PERIOD ENDING
2nd April 2023

PART 5 - LOCAL COMMERCIAL GROUPS AND INDIVIDUAL SERVICES



Embargoed
until 00.01 am
18th May 2023

	Survey Period	Adults (15+) Pop'n '000	Weekly Reach '000	Weekly Reach %	Average Hours per head	Average Hours per listener	Total Hours '000	Share in TSA %
Easy Radio SE Wales	H	1080	3	*	*	1.3	4	*
Easy Radio Wales	H	594	10	2	0.2	12.5	119	1.2
Nation Radio East Yorkshire	Y	469	54	11	1.2	10.3	557	6.0
Nation Radio Scotland Total	H	3086	124	4	0.3	6.7	835	1.7
Nation Radio Scotland (East)	H	1196	20	2	*	0.9	18	0.1
Nation Radio Scotland (West)	H	1891	104	6	0.4	7.8	817	2.6
Nation Radio South	Y	2207	151	7	0.4	6.0	909	2.0
Nation Radio Suffolk	Y	310	24	8	0.7	9.3	219	3.3
Nation Radio UK	H	12425	166	1	*	1.3	210	0.1
Nation Radio Wales	H	1789	162	9	0.6	6.8	1102	3.3
102.5 Radio Pembrokeshire	Y	105	19	18	1.6	9.1	169	7.8
Sun FM Radio	Y	270	31	11	0.9	7.9	242	5.4
Panjab Radio	Y	12425	104	1	0.1	8.5	889	0.4
Premier Christian Radio	Q	12425	80	1	*	6.1	488	0.2
Q Radio	H	1542	216	14	0.8	5.7	1220	4.3
Radio Exe	Y	759	39	5	0.3	5.4	210	1.4
Star Radio Cambridge	H	527	24	5	0.3	6.2	151	1.6
Tindle Radio Group	Y	144	77	54	5.5	10.3	794	28.6
Channel 103 FM	Y	92	51	56	5.9	10.5	540	29.3

Source: "RAJAR/Ipsos/RSMB."

(1-11) See note on back cover.

QUARTERLY SUMMARY OF RADIO LISTENING



SURVEY PERIOD ENDING
2nd April 2023

PART 5 - LOCAL COMMERCIAL GROUPS AND INDIVIDUAL SERVICES



Embargoed
until 00.01 am
18th May 2023

	Survey Period	Adults (15+) Pop'n '000	Weekly Reach '000	Weekly Reach %	Average Hours per head	Average Hours per listener	Total Hours '000	Share in TSA %
Island FM 104.7	Y	52	26	50	4.9	9.8	254	27.2
Tomorrowland One World Radio	Q	55964	35	*	*	5.9	207	*
The Voice	Y	162	13	8	0.7	9.3	117	3.5

(1-11) See note on back cover.

Source: "RAJAR/Ipsos/RSMB."

QUARTERLY SUMMARY OF RADIO LISTENING



SURVEY PERIOD ENDING
2nd April 2023

PART 6 - DEMOGRAPHIC ANALYSIS



Embargoed
until 00.01 am
18th May 2023

	Survey Period	Adults (15+) Pop'n '000	Weekly Reach '000	Weekly Reach %	Average Hours per head	Average Hours per listener	Total Hours '000	Share in TSA %
ALL COMMERCIAL 15+	Q	55964	38690	69	9.3	13.4	518751	51.4
Children 10-14	Q	4213	2829	67	5.1	7.6	21631	74.5
15-24	Q	7866	4901	62	5.5	8.8	43015	67.1
25-44	Q	17771	13300	75	9.7	13.0	172387	65.4
45-64	Q	17376	13000	75	11.6	15.6	202206	51.8
65+	Q	12951	7489	58	7.8	13.5	101143	34.9
Main Shoppers	Q	49264	34150	69	9.6	13.8	471163	50.7
Main Shoppers with children	Q	12710	9879	78	10.8	13.8	136785	63.2
ABC1	Q	31189	21463	69	8.2	12.0	256578	46.1
C2DE	Q	24776	17227	70	10.6	15.2	262173	58.0
ALL BBC 15+	Q	55964	32201	58	8.3	14.5	467233	46.3
Children 10-14	Q	4213	1665	40	1.7	4.3	7102	24.5
15-24	Q	7866	3062	39	2.4	6.1	18601	29.0
25-44	Q	17771	8896	50	4.8	9.5	84865	32.2
45-64	Q	17376	11144	64	10.4	16.2	180914	46.3
65+	Q	12951	9099	70	14.1	20.1	182853	63.0
Main Shoppers	Q	49264	29081	59	8.9	15.1	438026	47.1
Main Shoppers with children	Q	12710	6721	53	5.8	11.0	74129	34.3
ABC1	Q	31189	20076	64	9.3	14.4	289074	51.9
C2DE	Q	24776	12126	49	7.2	14.7	178159	39.4

Source: "RAJAR/Ipsos/RSMB."

(1-11) See note on back cover.

QUARTERLY SUMMARY OF RADIO LISTENING

DEFINITIONS	
(1)	Audiences in local analogue areas excluded from 'All BBC Network Radio' and 'All National Commercial' totals.
(2)	National groups that are a combination of analogue and digital broadcast.
(3)	Audience to 'Opt-out' services included.
(4)	Station owned by Communicorp Group Limited and includes listening to the national station.
(5)	Includes Kisstory and Kiss Fresh.
(6)	Includes Capital Network (UK), Capital XTRA (UK), Capital XTRA Reloaded & Capital Dance.
(7)	Includes Smooth Radio Network (UK), Smooth Radio Chill & Smooth Radio Country.
(8)	Includes Magic Chilled, Mellow Magic, Magic Soul & Magic at the Musicals.
(9)	Includes Heart Network (UK), Heart 70s, 80s, 90s & Heart Dance.
(10)	Includes listening to the national station.
(11)	Includes Greatest Hits Network and Hits Radio Network.

AREAS	
United Kingdom (Parts 1 and 6)	(including Channel Islands and Isle of Man)
Editorial Areas (Part 3)	BBC stations' defined service areas
Total Survey Areas (Parts 4 and 5)	Commercial stations' defined marketing areas
In Part 1 'BBC Local/Regional' and 'All Local Commercial' include listening to local stations outside their own Editorial/Total Survey Areas.	In Parts 3 and 5 'BBC Local Radio' and 'All Local Commercial Radio' are based on the net Editorial/Total Survey Area of the individual services making up the network.

SURVEY PERIODS		
Code	Fieldwork Dates	Sample size* (No. of diaries)
Q	2 nd January 2023 – 2 nd April 2023	33,257
H	19 th September 2022 – 2 nd April 2023	68,250
Y	4 th April 2022 – 2 nd April 2023	145,920

UNIQUE SAMPLE		
Code	Fieldwork Dates	Unique Sample
Q	2 nd January 2023 – 2 nd April 2023	22,181

TERMS	
Weekly reach	The number in thousands or as a percentage of the UK/area adult population who listen to a station for at least 5 minutes in the course of an average week
Average hours	The total hours of listening to a station during the course of a week, averaged: per head – across the total adult population of the UK/area per listener – across all those listening to the station for at least 5 minutes
Total hours	The overall number of hours of adult listening to a station in the UK/area in an average week
Share in TSA	The percentage of total listening time accounted for by a station in the UK/area in an average week

please note that Sample Sizes refer to the number of diaries rather than participants, and includes panellists who may contribute up to 3 diaries per Quarter.